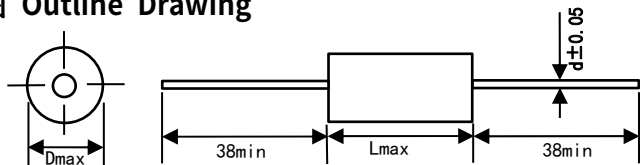


C30
CBB20 series

轴向金属化聚丙烯膜电容器 Metallized polypropylene film capacitor(Axial-type)

外形图 Outline Drawing



特点

- 金属化聚丙烯，无感卷绕结构，轴向
- 自愈性能优异
- 外包装聚酯胶带纸，两端灌注环氧树脂

主要用途

- 温度补偿电路
- 定时、振荡电路
- 功率因素校正，开关电源耦合用

技术要求 Specifications

Features

- Metallized Polypropylene film, non-inductive type, axial
- Excellent self-healing property
- Wrapped with polyester adhesive tape and ends filled with Flame retardant epoxy resin

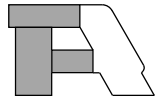
Typical Applications

- Temperature compensation circuits
- Timing, oscillator circuits
- Power factor correction and coupling capacitor in SMPS applications

引用标准 Reference Standard	GB/T 10190 (IEC 60384-16)							
气候类别 Climatic Category	40/085/21							
额定温度 Rated Temperature	85°C							
额定电压 Rated Voltage	100/160V、250V、400V、630V、1 000V、1 250V							
电容量范围 Capacitance Range	0.0010μF~10.0μF							
电容量偏差 Capacitance Tolerance	±5%(J), ±10%(K), ±20%(M)							
耐电压 Voltage Proof	1.6U _R (5s)							
损耗角正切 Dissipation Factor	≤10×10 ⁻⁴ (20°C, 1kHz)							
绝缘电阻 Insulation Resistance	R≥1000 000MΩ, C _N ≤0.33μF RC _N ≥1 250s, C _N >0.33μF (20°C, 100V, 1min)							
最大脉冲爬升速率 Maximum Pulse Rise Time(dV/dt):若实际工作电压 U 比额定电压 U _R 低, 电容器可工作在更高的 dV/dt 场合, 这样 dV/dt 允许值应为右表值乘以 U _R /U。 If the working voltage(U) is lower than the rated voltage(U _R),the capacitor can be worked at a higher dV/dt. In this case, the maximum allowed dV/dt is obtain by multiplying the right value with U _R /U.	U _R (V)	dV/dt(V/μs)						
		L=12.0	L=14.5	L=20.0	L=27.5	L=33.0	L=41.5	L=56.5
	100/160	150	110	80	60	50	35	20
	250	300	220	150	110	90	60	30
	400	460	330	250	180	120	80	45
	630	600	440	300	220	150	100	60
	1 000	800	550	400	300	200	150	80
1 250	1 000	750	580	400	300	200	100	

The 15 digits part number is formed as follow:

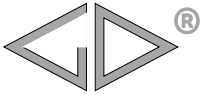
第 1~3 位	型号代码 C30=CBB20	Digit 1 to 3	Series code C30=CBB20
第 4~5 位	直流额定电压 2A=100V 2C=160V 2E=250V 2G=400V 2J=630V 3A=1000V 3B=1250V	Digit 4 to 5	D.C. rated voltage 2A=100V 2C=160V 2E=250V 2G=400V 2J=630V 3A=1000V 3B=1250V
第 6~8 位	标称容量 举例: 103=10×10 ³ pF=0.01μF	Digit 6 to 8	Rated capacitance value for example: 103=10×10 ³ pF=0.01μF
第 9 位	容量偏差 J=±5%, K=±10%, M=±20%	Digit 9	Capacitance tolerance J=±5%, K=±10%, M=±20%
第 10 位	轴向 0 代表轴向	Digit 10	Axial 0= axial
第 11 位	内部特征码	Digit 11	Internal use
第 12~15 位	引线加工和包装代码 C000 表示标准的引线长度(38mm min)	Digit 12 to 15	Lead form and packaging code C000 means lead length(38mm min)



■ 外形尺寸 Dimensions(mm)

100V(60Vac)/160Vdc(90Vac) [#]					250Vdc(160Vac)					400Vdc(200Vac)				
C _N (μF)	D max	L max	d	Part number	C _N (μF)	D max	L max	d	Part number	C _N (μF)	D max	L max	d	Part number
0.022	5.0	12.0	0.6	C302A223-00C000	0.010	5.0	12.0	0.6	C302E103-00C000	0.0068	5.0	12.0	0.6	C302G682-00C000
0.027	5.0	12.0	0.6	C302A273-00C000	0.012	5.0	12.0	0.6	C302E123-00C000	0.0082	5.0	12.0	0.6	C302G822-00C000
0.033	5.0	12.0	0.6	C302A333-00C000	0.015	5.0	12.0	0.6	C302E153-00C000	0.010	5.0	12.0	0.6	C302G103-00C000
0.039	5.0	12.0	0.6	C302A393-00C000	0.018	5.0	12.0	0.6	C302E183-00C000	0.012	5.0	12.0	0.6	C302G123-00C000
0.047	5.0	12.0	0.6	C302A473-00C000	0.022	5.0	12.0	0.6	C302E223-00C000	0.015	5.0	12.0	0.6	C302G153-00C000
0.056	5.0	12.0	0.6	C302A563-00C000	0.027	5.0	12.0	0.6	C302E273-00C000	0.018	5.5	12.0	0.6	C302G183-00C000
0.068	5.5	12.0	0.6	C302A683-00C000	0.033	5.5	12.0	0.6	C302E333-00C000	0.022	5.5	12.0	0.6	C302G223-00C000
0.082	5.0	14.5	0.6	C302A823-00C000	0.039	5.0	14.5	0.6	C302E393-00C000	0.027	5.0	14.5	0.6	C302G273-00C000
0.10	5.5	14.5	0.6	C302A104-00C000	0.047	5.5	14.5	0.6	C302E473-00C000	0.033	5.5	14.5	0.6	C302G333-00C000
0.12	6.0	14.5	0.6	C302A124-00C000	0.056	5.5	14.5	0.6	C302E563-00C000	0.039	6.0	14.5	0.6	C302G393-00C000
0.15	6.5	14.5	0.6	C302A154-00C000	0.068	6.0	14.5	0.6	C302E683-00C000	0.047	6.5	14.5	0.6	C302G473-00C000
0.18	7.0	14.5	0.8	C302A184-00C000	0.082	6.5	14.5	0.6	C302E823-00C000	0.056	6.5	14.5	0.6	C302G563-00C000
0.22	7.5	14.5	0.8	C302A224-00C000	0.10	7.0	14.5	0.8	C302E104-00C000	0.068	7.0	14.5	0.8	C302G683-00C000
0.27	8.5	14.5	0.8	C302A274-00C000	0.12	7.5	14.5	0.8	C302E124-00C000	0.082	7.5	14.5	0.8	C302G823-00C000
0.33	7.0	20.0	0.8	C302A334-00C000	0.15	8.0	14.5	0.8	C302E154-00C000	0.10	7.0	20.0	0.8	C302G104-00C000
0.39	7.5	20.0	0.8	C302A394-00C000	0.18	8.5	14.5	0.8	C302E184-00C000	0.12	7.5	20.0	0.8	C302G124-00C000
0.47	8.0	20.0	0.8	C302A474-00C000	0.22	7.5	20.0	0.8	C302E224-00C000	0.15	8.0	20.0	0.8	C302G154-00C000
0.56	9.0	20.0	0.8	C302A564-00C000	0.27	8.0	20.0	0.8	C302E274-00C000	0.18	8.5	20.0	0.8	C302G184-00C000
0.68	8.0	27.5	0.8	C302A684-00C000	0.33	9.0	20.0	0.8	C302E334-00C000	0.22	9.0	20.0	0.8	C302G224-00C000
0.82	8.5	27.5	0.8	C302A824-00C000	0.39	9.5	20.0	0.8	C302E394-00C000	0.27	10.0	20.0	0.8	C302G274-00C000
1.0	9.5	27.5	0.8	C302A105-00C000	0.47	8.5	27.5	0.8	C302E474-00C000	0.33	9.0	27.5	0.8	C302G334-00C000
1.2	10.0	27.5	0.8	C302A125-00C000	0.56	9.0	27.5	0.8	C302E564-00C000	0.39	9.5	27.5	0.8	C302G394-00C000
1.5	11.5	27.5	0.8	C302A155-00C000	0.68	10.0	27.5	0.8	C302E684-00C000	0.47	10.0	27.5	0.8	C302G474-00C000
1.8	12.0	27.5	0.8	C302A185-00C000	0.82	10.5	27.5	0.8	C302E824-00C000	0.56	10.5	27.5	0.8	C302G564-00C000
2.2	12.0	33.0	0.8	C302A225-00C000	1.0	12.0	27.5	0.8	C302E105-00C000	0.68	12.0	27.5	0.8	C302G684-00C000
2.7	13.0	33.0	0.8	C302A275-00C000	1.2	12.5	27.5	0.8	C302E125-00C000	0.82	13.0	27.5	0.8	C302G824-00C000
3.3	14.0	33.0	0.8	C302A335-00C000	1.5	12.5	33.0	0.8	C302E155-00C000	1.0	12.5	33.0	0.8	C302G105-00C000
3.9	15.0	33.0	0.8	C302A395-00C000	1.8	13.5	33.0	0.8	C302E185-00C000	1.2	13.5	33.0	0.8	C302G125-00C000
4.7	16.5	33.0	1.0	C302A475-00C000	2.2	14.5	33.0	0.8	C302E225-00C000	1.5	15.0	33.0	0.8	C302G155-00C000
5.6	17.5	33.0	1.0	C302A565-00C000	2.7	16.0	33.0	1.0	C302E275-00C000	1.8	16.0	33.0	1.0	C302G185-00C000
6.8	17.5	41.5	1.0	C302A685-00C000	3.3	17.5	33.0	1.0	C302E335-00C000	2.2	17.5	33.0	1.0	C302G225-00C000
8.2	19.0	41.5	1.0	C302A825-00C000	3.9	18.5	33.0	1.0	C302E395-00C000	2.7	19.0	33.0	1.0	C302G275-00C000
10.0	20.5	41.5	1.0	C302A106-00C000	4.7	18.0	41.5	1.0	C302E475-00C000	3.3	18.5	41.5	1.0	C302G335-00C000
12.0	19.0	56.5	1.0	C302A126-00C000	5.6	19.5	41.5	1.0	C302E565-00C000	3.9	20.0	41.5	1.0	C302G395-00C000
15.0	21.0	56.5	1.0	C302A156-00C000	6.8	21.5	41.5	1.0	C302E685-00C000	4.7	21.5	41.5	1.0	C302G475-00C000
					8.2	23.0	41.5	1.0	C302E825-00C000	5.6	23.5	41.5	1.0	C302G565-00C000
					10.0	21.5	56.5	1.0	C302E106-00C000	6.8	21.5	56.5	1.0	C302G685-00C000
					12.0	23.5	56.5	1.0	C302E126-00C000	8.2	23.5	56.5	1.0	C302G825-00C000
					15.0	25.5	56.5	1.0	C302E156-00C000	10.0	25.5	56.5	1.0	C302G106-00C000

备注 Note: 1. “-”表示容量偏差。 “-”=capacitance tolerance code. M=±20%, K=±10%, J=±5%.
2. # 当额定电压为 160Vdc 时, 第 4~5 位是 2C。 “#” when the rated voltage is 160Vdc, the digit 4~5 is 2C.



■ 外形尺寸 Dimensions(mm)

630Vdc(220Vac) [@]					1 000Vdc(350Vac)					1 250Vdc(400Vac)				
C _N (μF)	D max	L max	d	Part number	C _N (μF)	D max	L max	d	Part number	C _N (μF)	D max	L max	d	Part number
0.0010	5.0	12.0	0.6	C302J102-00C000	0.0010	5.0	12.0	0.6	C303A102-00C000	0.0010	5.0	12.0	0.6	C303B102-00C000
0.0012	5.0	12.0	0.6	C302J122-00C000	0.0012	5.0	12.0	0.6	C303A122-00C000	0.0012	5.5	12.0	0.6	C303B122-00C000
0.0015	5.0	12.0	0.6	C302J152-00C000	0.0015	5.0	12.0	0.6	C303A152-00C000	0.0015	5.5	12.0	0.6	C303B152-00C000
0.0018	5.0	12.0	0.6	C302J182-00C000	0.0018	5.5	12.0	0.6	C303A182-00C000	0.0018	6.0	12.0	0.6	C303B182-00C000
0.0022	5.0	12.0	0.6	C302J222-00C000	0.0022	6.0	12.0	0.6	C303A222-00C000	0.0022	6.5	12.0	0.6	C303B222-00C000
0.0027	5.0	12.0	0.6	C302J272-00C000	0.0027	6.0	12.0	0.6	C303A272-00C000	0.0027	5.5	14.5	0.6	C303B272-00C000
0.0033	5.0	12.0	0.6	C302J332-00C000	0.0033	6.5	12.0	0.6	C303A332-00C000	0.0033	6.0	14.5	0.6	C303B332-00C000
0.0039	5.0	12.0	0.6	C302J392-00C000	0.0039	5.5	14.5	0.6	C303A392-00C000	0.0039	6.0	14.5	0.6	C303B392-00C000
0.0047	5.0	12.0	0.6	C302J472-00C000	0.0047	5.5	14.5	0.6	C303A472-00C000	0.0047	6.5	14.5	0.6	C303B472-00C000
0.0056	5.0	12.0	0.6	C302J562-00C000	0.0056	6.5	14.5	0.6	C303A562-00C000	0.0056	7.0	14.5	0.8	C303B562-00C000
0.0068	5.5	12.0	0.6	C302J682-00C000	0.0068	6.5	14.5	0.6	C303A682-00C000	0.0068	7.5	14.5	0.8	C303B682-00C000
0.0082	5.0	14.5	0.6	C302J822-00C000	0.0082	7.0	14.5	0.8	C303A822-00C000	0.0082	8.0	14.5	0.8	C303B822-00C000
0.010	5.5	14.5	0.6	C302J103-00C000	0.010	7.5	14.5	0.8	C303A103-00C000	0.010	8.5	14.5	0.8	C303B103-00C000
0.012	5.5	14.5	0.6	C302J123-00C000	0.012	8.0	14.5	0.8	C303A123-00C000	0.012	7.0	20.0	0.8	C303B123-00C000
0.015	6.0	14.5	0.6	C302J153-00C000	0.015	8.5	14.5	0.8	C303A153-00C000	0.015	7.5	20.0	0.8	C303B153-00C000
0.018	6.5	14.5	0.6	C302J183-00C000	0.018	7.5	20.0	0.8	C303A183-00C000	0.018	8.0	20.0	0.8	C303B183-00C000
0.022	7.0	14.5	0.8	C302J223-00C000	0.022	8.0	20.0	0.8	C303A223-00C000	0.022	8.5	20.0	0.8	C303B223-00C000
0.027	7.5	14.5	0.8	C302J273-00C000	0.027	8.5	20.0	0.8	C303A273-00C000	0.027	9.5	20.0	0.8	C303B273-00C000
0.033	7.0	20.0	0.8	C302J333-00C000	0.033	9.0	20.0	0.8	C303A333-00C000	0.033	10.5	20.0	0.8	C303B333-00C000
0.039	7.5	20.0	0.8	C302J393-00C000	0.039	10.0	20.0	0.8	C303A393-00C000	0.039	9.0	27.5	0.8	C303B393-00C000
0.047	8.0	20.0	0.8	C302J473-00C000	0.047	10.5	20.0	0.8	C303A473-00C000	0.047	9.5	27.5	0.8	C303B473-00C000
0.056	8.5	20.0	0.8	C302J563-00C000	0.056	9.0	27.5	0.8	C303A563-00C000	0.056	10.0	27.5	0.8	C303B563-00C000
0.068	9.0	20.0	0.8	C302J683-00C000	0.068	9.5	27.5	0.8	C303A683-00C000	0.068	11.0	27.5	0.8	C303B683-00C000
0.082	9.5	20.0	0.8	C302J823-00C000	0.082	10.5	27.5	0.8	C303A823-00C000	0.082	12.0	27.5	0.8	C303B823-00C000
0.10	8.5	27.5	0.8	C302J104-00C000	0.10	11.5	27.5	0.8	C303A104-00C000	0.10	13.0	27.5	0.8	C303B104-00C000
0.12	9.0	27.5	0.8	C302J124-00C000	0.12	12.0	27.5	0.8	C303A124-00C000	0.12	12.5	33.0	0.8	C303B124-00C000
0.15	10.0	27.5	0.8	C302J154-00C000	0.15	12.0	33.0	0.8	C303A154-00C000	0.15	13.5	33.0	0.8	C303B154-00C000
0.18	10.5	27.5	0.8	C302J184-00C000	0.18	13.0	33.0	0.8	C303A184-00C000	0.18	14.5	33.0	0.8	C303B184-00C000
0.22	12.0	27.5	0.8	C302J224-00C000	0.22	14.0	33.0	0.8	C303A224-00C000	0.22	16.0	33.0	1.0	C303B224-00C000
0.27	13.0	27.5	0.8	C302J274-00C000	0.27	15.0	33.0	0.8	C303A274-00C000	0.27	17.0	33.0	1.0	C303B274-00C000
0.33	12.5	33.0	0.8	C302J334-00C000	0.33	16.5	33.0	1.0	C303A334-00C000	0.33	17.0	41.5	1.0	C303B334-00C000
0.39	13.5	33.0	0.8	C302J394-00C000	0.39	18.0	33.0	1.0	C303A394-00C000	0.39	18.0	41.5	1.0	C303B394-00C000
0.47	14.5	33.0	0.8	C302J474-00C000	0.47	17.5	41.5	1.0	C303A474-00C000	0.47	19.5	41.5	1.0	C303B474-00C000
0.56	15.5	33.0	0.8	C302J564-00C000	0.56	19.0	41.5	1.0	C303A564-00C000	0.56	21.0	41.5	1.0	C303B564-00C000
0.68	17.0	33.0	1.0	C302J684-00C000	0.68	20.5	41.5	1.0	C303A684-00C000	0.68	20.0	56.5	1.0	C303B684-00C000
0.82	18.0	33.0	1.0	C302J824-00C000	0.82	22.0	41.5	1.0	C303A824-00C000	0.82	21.5	56.5	1.0	C303B824-00C000
1.0	17.5	41.5	1.0	C302J105-00C000	1.0	20.5	56.5	1.0	C303A105-00C000	1.0	23.0	56.5	1.0	C303B105-00C000
1.2	19.0	41.5	1.0	C302J125-00C000	1.2	22.0	56.5	1.0	C303A125-00C000	1.2	25.0	56.5	1.0	C303B125-00C000
1.5	21.0	41.5	1.0	C302J155-00C000	1.5	24.5	56.5	1.0	C303A155-00C000	1.5	27.5	56.5	1.0	C303B155-00C000
1.8	22.5	41.5	1.0	C302J185-00C000										
2.2	24.5	41.5	1.0	C302J225-00C000										
2.7	23.0	56.5	1.0	C302J275-00C000										
3.3	25.0	56.5	1.0	C302J335-00C000										

备注 Note: 1. “-”表示容量偏差。 “-”=capacitance tolerance code. M=±20%, K=±10%, J=±5%.

2. “@”不用作跨线, 请参见抗干扰电容器(Page 109).

“@” Not suitable for across-the-line applications. Pls refer to Interference Suppression Capacitors(Page 109).