

# SPECIFICATIONS

<b>Customer</b>	
<b>Product Name</b>	<b>Wire Wound Molded SMD Power Inductors</b>
<b>Sunlord Part Number</b>	<b>MWSA-S Series</b>
<b>Customer Part Number</b>	

New Released,  Revised] SPEC No.: MWSA50230000

【This SPEC is total 46 pages including specifications and appendix.】

【ROHS Compliant Parts】

Approved By	Checked By	Issued By

## Shenzhen Sunlord Electronics Co., Ltd.

Address: Sunlord Industrial Park, Dafuyuan Industrial Zone, Guanlan, Shenzhen, China 518110  
 Tel: 0086-755-29832333 Fax: 0086-755-82269029 E-Mail: sunlord@sunlordinc.com

**【For Customer approval Only】**

Date: \_\_\_\_\_

Qualification Status:  Full  Restricted  Rejected

Approved By	Verified By	Re-checked By	Checked By

Comments:

\_\_\_\_\_

Rev.	Effective Date	Changed Contents	Change Reasons	Approved By
01	/	New release	/	Zeng Sui

**Caution:**

All products listed in this specification are developed, designed and intended for use in general electronics equipment. The products are not designed or warranted to meet the requirements of the applications listed below, whose performance and/or quality require especially high reliability, or whose failure, malfunction or trouble might directly cause damage to society, person, or property. Please understand that we are not responsible for any damage or liability caused by use of the products in any of the applications below. Please contact us for more details if you intend to use our products in the following applications.

1. Aircraft equipment
2. Aerospace equipment
3. Undersea equipment
4. Nuclear control equipment
5. Military equipment
6. Power plant equipment
7. Medical equipment
8. Transportation equipment (automobiles, trains, ships, etc.)
9. Traffic signal equipment
10. Disaster prevention / crime prevention equipment
11. Applications of similar complexity or with reliability requirements comparable to the applications listed in the above

1. Scope

This specification applies to MWSA-S series of wire wound molded SMD power Inductors

2. Product Description and Identification (Part Number)

1) Description

Wire Wound Molded SMD Type Power Inductor,  
Product Identification (Part Number)

MWSA XXXXX -XXX □ I  
① ② ③ ④ ⑤

① Type	
MWSA	Wire wound molded SMD power Inductors

② External Dimensions (mm)	
0412S~2213S	

③ Nominal Inductance	
Example	Nominal Value
1R0	1.0μH
100	10μH
101	100μH

④ Inductance Tolerance	
M	±20%

⑤ Packing	
T	Tape Carrier Package

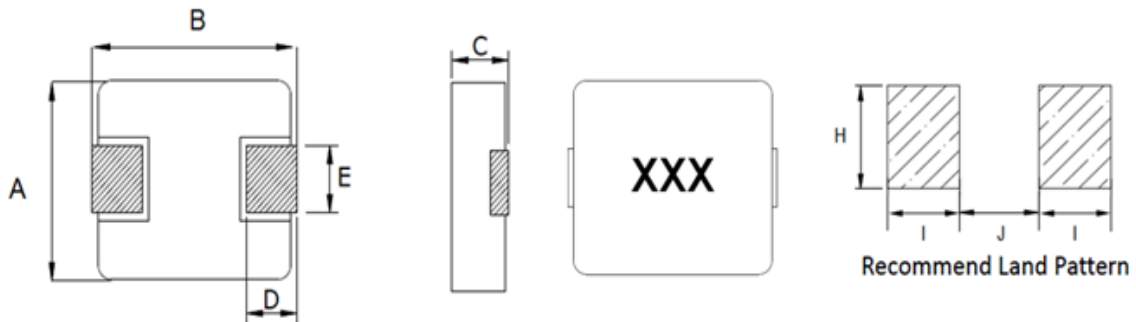
3. Electrical Characteristics

Please refer to Appendix A.

- Operating temperature range (Including self-heating): -55°C~+125°C.
- Storage temperature and humidity range (product with tapping ): -10°C~+40°C, RH 70% Max.

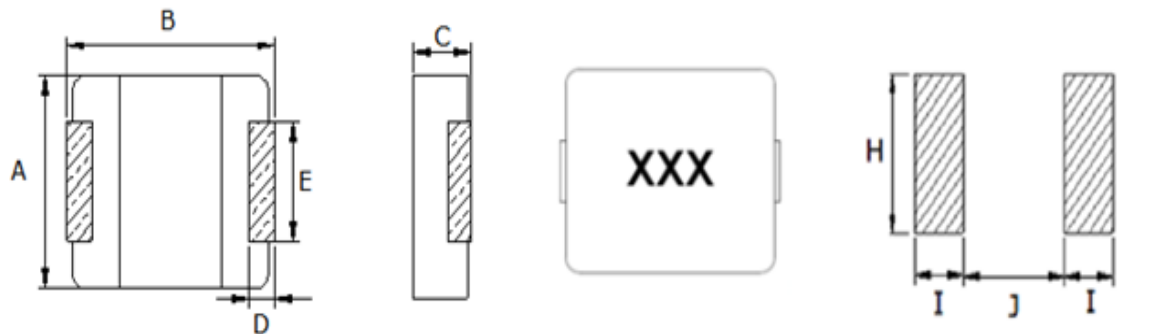
4. Shape and Dimensions

1) Dimensions and recommended PCB pattern for reflow soldering: See Fig.4-1 、 Fig.4-2 and Table 4-1



Remark: MWSA0412S ~ MWSA1265S Series

Fig.4-1



Remark: MWSA1707S ~2213 Series

Fig.4-2

Table 4-1

Unit: mm

Series	A	B	C	D	E	I Typ.	J Typ.	H Typ.
MWSA0412S	4.2±0.25	4.4±0.35	1.0±0.2	0.8±0.3	2.0±0.3	1.5	2.2	2.5
MWSA0402S	4.2±0.25	4.4±0.35	1.8±0.2	0.8±0.3	2.0±0.3	1.5	2.2	2.5
MWSA0515S	5.2±0.2	5.4±0.35	1.3±0.2	1.2±0.2	2.2±0.3	1.9	2.2	2.5
MWSA0518S	5.2±0.2	5.4±0.35	1.6±0.2	1.2±0.2	2.2±0.3	1.9	2.2	2.5

MWSA0503S	5.2±0.2	5.4±0.35	2.8±0.2	1.2±0.2	2.2±0.3	1.9	2.2	2.5
MWSA0615S	6.6±0.2	7.0±0.3	1.3±0.2	1.6±0.3	3.0±0.3	2.35	3.7	3.5
MWSA0618S	6.6±0.2	7.0±0.3	1.6±0.2	1.6±0.3	3.0±0.3	2.35	3.7	3.5
MWSA0602S	6.6±0.2	7.0±0.3	1.8±0.2	1.6±0.3	3.0±0.3	2.35	3.7	3.5
MWSA0624S	6.6±0.2	7.0±0.3	2.2±0.2	1.6±0.3	3.0±0.3	2.35	3.7	3.5
MWSA0603S	6.6±0.2	7.0±0.3	2.8±0.2	1.6±0.3	3.0±0.3	2.35	3.7	3.5
MWSA0605S	6.6±0.2	7.0±0.3	4.8±0.2	1.6±0.3	3.0±0.3	2.35	3.7	3.5
MWSA0804S	8.2±0.3	8.8±0.4	3.8±0.2	1.4±0.3	5.0±0.3	2.75	4.0	5.5
MWSA1003S	10.0±0.3	11.5 Max	2.8±0.2	2.0±0.5	3.0±0.3	4.1	5.4	4.1
MWSA1004S	10.0±0.3	11.0±0.5	3.8±0.2	2.0±0.5	3.0±0.5	4.1	5.4	4.1
MWSA1005S	10.0±0.3	11.5 Max	4.8±0.2	2.0±0.5	3.0±0.5	4.1	5.4	4.1
MWSA1204S	12.8±0.5	13.45±0.35	4.0Max.	2.0±0.5	See Remarks	3.25	8.0	5.5
MWSA1205S	12.6±0.3	13.45±0.35	4.8±0.2	2.0±0.5	See Remarks	3.25	8.0	5.5
MWSA1206S	12.6±0.3	13.45±0.35	5.8±0.2	2.0±0.5	See Remarks	3.25	8.0	5.5
MWSA1265S	12.6±0.3	13.45±0.35	6.5Max.	2.0±0.5	5.0±0.3	3.25	8.0	5.5
MWSA1707S	17.15Max	17.15±0.35	6.7±0.3	2.5±0.5	12.0±0.3	3.50	11.2	12.8
MWSA2213S	22.0±0.3	23.5±0.5	12.6±0.4	5.0±0.4	19.0±0.3	5.75	12.5	19.6

Remarks:

Series	E(mm)	Dimensions
MWSA1204S	3.85±0.5	R22/R47
	5.0±0.3	R68/R82/1R0/1R5/2R2/3R3/4R7/6R8/100/150/220
MWSA1205S	3.85±0.5	R22/R36/R50/R68/R82/1R0/1R5/2R2
	5.0±0.3	3R3/4R7/6R8/100/150/220/330/470
MWSA1206S	3.85±0.5	R68/1R5/2R2
	5.0±0.3	3R3/4R7/5R6/6R8/8R2/100/120/150/180/220/270/330/470/680/101/121/151

Structure and Components: See Table 4-2

Table 4-2

Components	Material
INK	Ink(black)
CORE	Alloy Sponge Powder
WIRE	Polyurethane copper wire A/W 220°C
BASE	Copper plated with Ni+Sn



Thickness of BASE coating: See Table 4-3

Table 4-3

Coating material	Thickness (µm)
Nickel bottom	0.125~0.625
Tin layer	5~7

5. Test and Measurement Procedures

5.1 Test Conditions

5.1.1 Unless otherwise specified, the standard atmospheric conditions for measurement/test as:

- a. Ambient Temperature: 20±15°C
- b. Relative Humidity: 65±20%
- c. Air Pressure: 86 KPa to 106 KPa

5.1.2 If any doubt on the results, measurements/tests should be made within the following limits:

- a. Ambient Temperature: 20±2°C
- b. Relative Humidity: 65±5%
- c. Air Pressure: 86KPa to 106 KPa

**5.2 Visual Examination**

- a. Inspection Equipment: 10 X magnifier

**5.3 Electrical Test**

5.3.1 DC Resistance (DCR)

- a. Refer to **Appendix A**.
- b. Test equipment (Analyzer): HIOKI3540 or equivalent.

5.3.2 Inductance (L)

- a. Refer to **Appendix A**.
- b. Test equipment: Wayne kerr3260+3265B or equivalent.

5.3.3 Rated Current

- a. Refer to **Appendix A**.
- b. Test equipment: Wayne kerr3260+3265B, Agilent E3633A, R2M-2H3 or equivalent.
- c. Definition of Rated Current (Ir): With the condition of the DC current pass, the inductance decrease approximate 30% of the standard value, compare to the temperature rise approximate 40°C, the smaller is Rated Current. (reference environment temperature: 20°C)

**5.4 Reliability Test**

Mechanical Reliability		
Item	Specification and Requirement	Test Method
Solderability	The surface of terminal immersed shall be minimum of 95% covered with a new coating of solder	Solder heat proof: 1. Preheating: 160 ± 10 °C 2. Retention time: 245 ± 5 °C for 2 ± 0.5 seconds
Vibration	Inductance change: Within ± 10% Without mechanical damage such as break	1. Vibration frequency: (10 Hz to 55 Hz to 10Hz) in 60 seconds as a period 2. Vibration time: Period cycled for 2 hours in each of 3 mutual perpendicular directions. 3. Amplitude: 1.5 mm max.
Shock	Inductance change: Within ± 10% Without mechanical damage such as break	1. Peak value: 100 G 2. Duration of pulse: 11ms 3. 3 times in each positive and negative direction of 3 mutual perpendicular directions
Insulating Resistance	Over 100MΩ	4. Over 100MΩ at 100V D.C. between coil and core
Endurance Reliability		
Item	Specification and Requirement	Test Method
Thermal Shock	Inductance change: Within ± 10% Without distinct damage in appearance	1. Repeat 100 cycles as follow: (-55 ± 2 °C; 30 ± 3 min) → (Room temp., 5 min) → (+125 ± 2 °C, 30 ± 3 min) → (Room temp., 5 min) 2. Recovery: 48 + 4 / -0 hours of recovery under the standard condition after the test.
High Temperature Resistance	Inductance change: Within ± 10% Without distinct damage in appearance	1. Environment condition: 85 ± 2 °C Applied Current: Rated current 2. Duration: 1000 + 4 / -0 hours
Humidity Resistance	Inductance change: Within ± 10% Without distinct damage in appearance	1. Environment condition: 60 ± 2 °C Humidity: 90–95% Applied Current: Rated current 2. Duration: 1000 + 4 / -0 hours
Low Temperature Store	Inductance change: Within ± 10% Without distinct damage in appearance	Store temperature: -55 ± 2 °C, 1000 + 4 / -0 hours

High Temperature Store	Inductance change: Within $\pm 10\%$ Without distinct damage in appearance	Store temperature: $+125 \pm 2$ °C, 1000 + 4 / -0 hours
------------------------	--	---

6. Packaging, Storage and Transportation

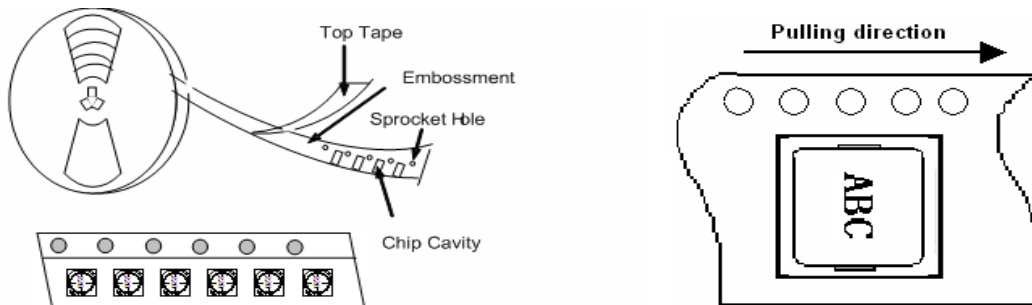
6.1 Tape Carrier Packaging:

Packaging code: T

- (1) Tape carrier packaging are specified in attached figure Fig.6.1-1~2
- (2) Tape carrier packaging quantity:

Type	Standard Quantity (pcs/reel)	Type	Standard Quantity (pcs/reel)
MWSA0412S	3000	MWSA0605S	1000
MWSA0402S	3000	MWSA0804S	800
MWSA0518S	2000	MWSA1003S	800
MWSA0503S	2000	MWSA1004S	500
MWSA0515S	3000	MWSA1005S	500
MWSA0615S	2000	MWSA1204S	500
MWSA0618S	1500	MWSA1205S	500
MWSA0602S	1500	MWSA1206S	500
MWSA0624S	1500	MWSA1265S	500
MWSA0603S	1500	MWSA1707S	200
MWSA2213S	80		

a. Taping Drawings (Unit: mm)



Remark: The sprocket holes are to the right as the tape is pulled toward the user.

Fig.6.1-1

Remark: (MWSA0412S- MWSA1265S)- Fig.6.1-1/2

b. Reel and Taping Dimensions (Unit: mm)

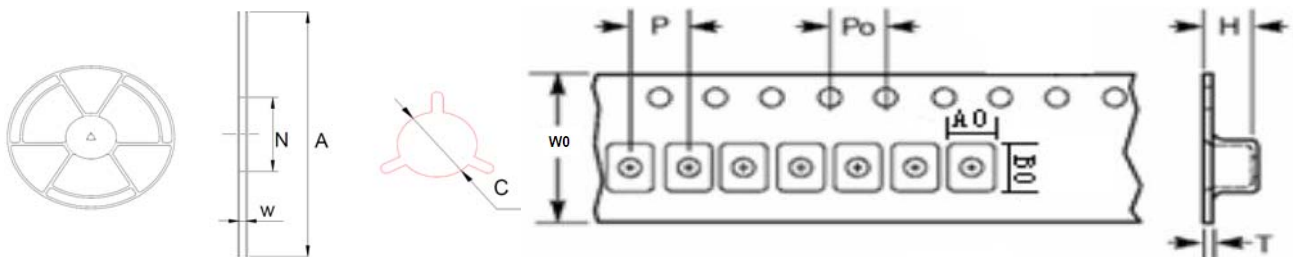


Fig.6.1-2

Remark: (MWSA1707S-2213S) -Fig.6.1-3

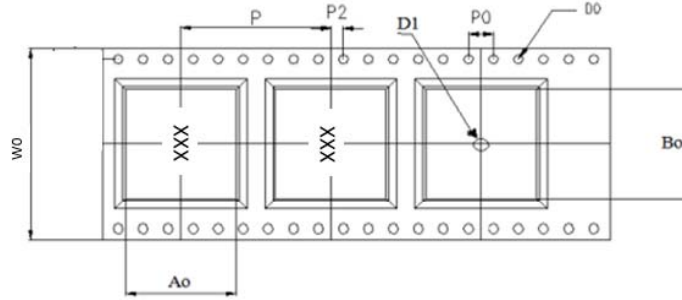


Fig.6.1-3

Type	Reel dimensions (mm)				Tape dimensions (mm)						
	A	N	C	W	W0	P	P0	H	T	A0	B0
MWSA0412S	330±2.0	100±2.0	13±1.0	12.4±2.0	12±0.3	8±0.1	4±0.1	1.5±0.05	0.30±0.05	4.4±0.1	4.9±0.1
MWSA0402S	330±2.0	100±2.0	13±1.0	12.4±2.0	12±0.3	8±0.1	4±0.1	2.3±0.05	0.35±0.05	4.4±0.1	4.9±0.1
MWSA0518S	330±2.0	100±2.0	13±1.0	12.4±2.0	12±0.3	8±0.1	4±0.1	2.1±0.05	0.35±0.05	5.4±0.1	5.9±0.1
MWSA0503S	330±2.0	100±2.0	13±1.0	12.4±2.0	12±0.3	8±0.1	4±0.1	3.3±0.05	0.35±0.05	5.4±0.1	5.9±0.1
MWSA0515S	330±2.0	100±2.0	13±1.0	12.4±2.0	12±0.3	8±0.1	4±0.1	3.3±0.05	0.35±0.05	5.5±0.1	5.9±0.1
MWSA0615S	330±2.0	100±2.0	13±1.0	16.4±2.0	16±0.3	12±0.1	4±0.1	1.7±0.10	0.35±0.05	6.9±0.1	7.5±0.1
MWSA0618S	330±2.0	100±2.0	13±1.0	16.4±2.0	16±0.3	12±0.1	4±0.1	2.1±0.05	0.35±0.05	6.9±0.1	7.5±0.1
MWSA0602S	330±2.0	100±2.0	13±1.0	16.4±2.0	16±0.3	12±0.1	4±0.1	2.2±0.1	0.35±0.05	6.9±0.1	7.5±0.1
MWSA0624S	330±2.0	100±2.0	13±1.0	16.4±2.0	16±0.3	12±0.1	4±0.1	2.7±0.05	0.35±0.05	6.9±0.1	7.5±0.1
MWSA0603S	330±2.0	100±2.0	13±1.0	16.4±2.0	16±0.3	12±0.1	4±0.1	3.3±0.05	0.35±0.05	6.9±0.1	7.5±0.1
MWSA0605S	330±2.0	100±2.0	13±1.0	16.4±2.0	16±0.3	12±0.1	4±0.1	5.2±0.10	0.4±0.05	6.9±0.1	7.5±0.1
MWSA0804S	330±2.0	97±0.5	13.2±0.2	24.4±2.0	24±0.3	16±0.1	4±0.1	4.4±0.10	0.35±0.05	8.9±0.1	10.1±0.1
MWSA1003S	330±2.0	100±2.0	13±1.0	24.4±2.0	24±0.3	16±0.1	4±0.1	3.3±0.10	0.35±0.05	10.4±0.1	11.6±0.1
MWSA1004S	330±2.0	100±2.0	13±1.0	24.4±2.0	24±0.3	16±0.1	4±0.1	4.3±0.10	0.35±0.05	10.4±0.1	11.5±0.1
MWSA1204S	330±2.0	100±2.0	13±1.0	24.4±2.0	24±0.3	16±0.1	4±0.1	4.3±0.10	0.5±0.05	13.4±0.1	14.4±0.1
MWSA1005S	330±2.0	100±2.0	13±1.0	24.4±2.0	24±0.3	16±0.1	4±0.1	5.4±0.10	0.5±0.05	10.4±0.1	11.6±0.1
MWSA1205S	330±2.0	100±2.0	13±1.0	24.4±2.0	24±0.3	16±0.1	4±0.1	5.3±0.10	0.5±0.05	13.2±0.1	14.4±0.1
MWSA1206S	330±2.0	100±2.0	13±1.0	24.4±2.0	24±0.3	16±0.1	4±0.1	6.3±0.10	0.5±0.05	13.2±0.1	14.4±0.1
MWSA1265S	330±2.0	97±0.5	13±0.2	24.0±0.5	24±0.3	16±0.1	4±0.1	6.8±0.10	0.5±0.05	13.1±0.1	14.0±0.1
MWSA1707S	330±2.0	97±0.5	13±0.2	32±0.5	32±0.3	24±0.1	4±0.1	7.3±0.10	0.5±0.05	17.5±0.1	18.1±0.1
MWSA2213S	330±2.0	97±0.5	13±0.2	44±0.5	44±0.3	32±0.1	4±0.1	13.5±0.10	0.5±0.05	23.0±0.1	24.4±0.1

c. Peeling off force: 10gf to 130gf in the direction show below.

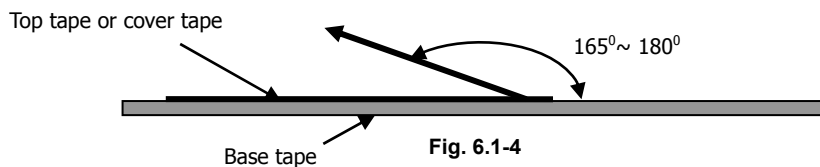


Fig. 6.1-4



6.2 Storage

- (1) The solderability of the external electrodes may deteriorate if packages are stored in high humidity. Besides, to ensure packing material's good state, packages must be stored at -10°C to 40°C and 70% RH Max.
- (2) The solderability of the external electrodes may deteriorate if packages are exposed to dust of harmful gas (e.g. HCl, sulfurous gas of H<sub>2</sub>S).
- (3) Packaging materials may deform if packages are exposed directly to sunlight.
- (4) Minimum packages, such as polyvinyl heat-seal packages shall not be opened until they are used. If opened, use the reels as soon as possible.
- (5) Solderability shall be guaranteed for a period of time from the date of delivery on condition that they are stored at the specified environment. For those parts, which passed more than the time shall be checked solderability before using.
- (6) For magnetic products, keep clear of anything that may generate magnetic fields to avoid change of products performance.
- (7) To avoid any damage to products, do not load mechanic force on products or place heavy goods on products, and exclude strong vibration or drop.
- (8) In case of storage over 12 months, solderability shall be checked before actual usage.

7. Warning and Attentions

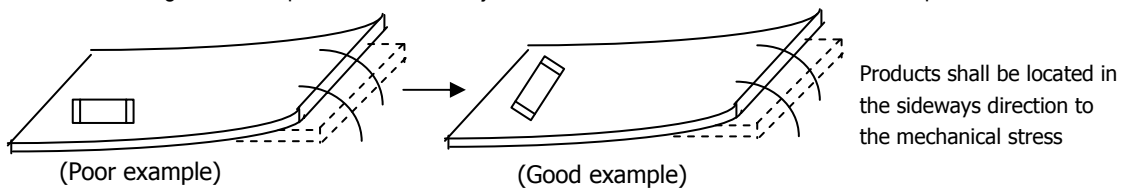
7.1 Precautions on Use

- (1) Always wear static control bands to protect against ESD.
- (2) Any devices used with the products (soldering irons, measuring instruments) should be properly grounded.
- (3) Keep bare hands and metal conductors (i.e., metal desk) away from electrodes or conductive areas that lead to electrodes.
- (4) Preheat when soldering.
- (5) Don't apply current in excess of the rated current value. It may reduce the impedance or inductance, or cause damage to components due to over-current.
- (6) For magnetic products, keep clear of anything that may generate magnetic fields such as speakers and coils. Use non-magnetic tweezers when handling the chips.
- (7) When soldering, the electrical characteristics may be varied due to hot energy and mechanical stress.
- (8) When coating products with resin, the relatively high resin curing stress may change the electrical characteristics. For exterior coating, select resin carefully so that electrical and mechanical performance of the product is not affected. Before using, please evaluate reliability with the product mounted in your application set.
- (9) When mount chips with adhesive in preliminary assembly, do appropriate check before the soldering stage, i.e., the size of land pattern, type of adhesive, amount applied, hardening of the adhesive on proper usage and amounts of adhesive to use.
- (10) Mounting density: Add special attention to radiating heat of products when mounting other components nearby. The excessive heat by other products may cause deterioration at joint of this product with substrate.
- (11) Since some products are constructed like an open magnetic circuit, narrow spacing between components may cause magnetic coupling.
- (12) Please do not give the product any excessive mechanical shocks in transportation.
- (13) Please do not touch wires by sharp terminals such as tweezers to avoid causing any damage to wires.
- (14) Please do not add any shock and power to the soldered product to avoid causing any damage to chip body.
- (15) Please do not touch the electrodes by naked hand as the solderability of the external electrodes may deteriorate by grease or oil on the skin.

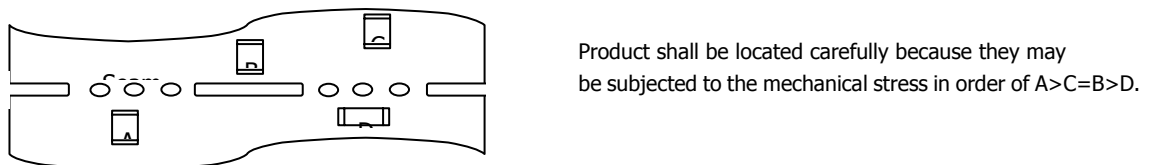
7.2 PCB Bending Design

The following shall be considered when designing and laying out PCB's.

- (1) PCB shall be designed so that products are not subjected to the mechanical stress from board warp or deflection.



- (2) Products location on PCB separation.



- (3) When splitting the PCB board, or insert (remove) connector, or fasten thread after mounting components, care is required so as not to give any stress of deflection or twisting to the board. Because mechanical force may cause deterioration of the bonding strength of electrode and solder, even crack of product body. Board separation should not be done manually, but by using appropriate devices.

7.3 Recommended PCB Design for SMT Land-Patterns

When chips are mounted on a PCB, the amount of solder used (size of fillet) can directly affect chip performance. Therefore, the following items must be carefully considered in the design of solder land patterns:

- (1) The amount of solder applied can affect the ability of chips to withstand mechanical stresses which may lead to breaking or cracking. Therefore, when designing land-patterns it is necessary to consider the appropriate size and configuration of the solder pads which in turn determines the amount of solder necessary to form the fillets.
  - (2) When more than one part is jointly soldered onto the same land or pad, the pad must be designed that each component's soldering point is separated by solder-resist.
- Recommended land dimensions please refer to product specification.

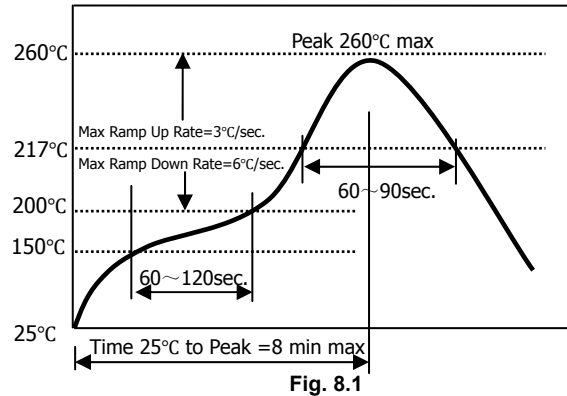
**8 Recommended Soldering Technologies**

**8.1 Re-flowing Profile:**

- △ Preheat condition: 150 ~200°C/60~120sec.
- △ Allowed time above 217°C: 60~90sec.
- △ Max temp: 260°C
- △ Max time at max temp: 10sec.
- △ Solder paste: Sn/3.0Ag/0.5Cu
- △ Allowed Reflow time: 2x max

Please refer to **Fig. 8.1**

[Note: The reflow profile in the above table is only for qualification and is not meant to specify board assembly profiles. Actual board assembly profiles must be based on the customer's specific board design, solder paste and process, and should not exceed the parameters as the Reflow profile shows.]

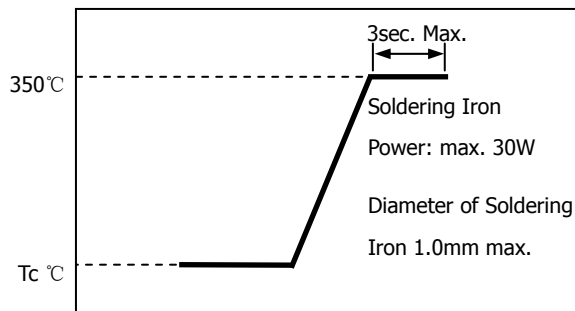


**8.2 Iron Soldering Profile**

- △ Iron soldering power: Max. 30W
- △ Pre-heating: 150°C/60sec.
- △ Soldering Tip temperature: 350°C Max.
- △ Soldering time: 3sec. Max.
- △ Solder paste: Sn/3.0Ag/0.5Cu
- △ Max. 1 times for iron soldering

Please refer to **Fig. 8.2**.

[Note: Take care not to apply the tip of the soldering iron to the terminal electrodes.]



**Fig. 8.2**

**8.3 Recommended Soldering Technologies**

**Heat Gun Profile**

Soldering tip temperature: 350°C Max.

- △ Hot air time: <5sec (over 5sec may cause wiring inductor short)
- △ When repairing or reworking the component near inductors, take over-heat protection for Inductors

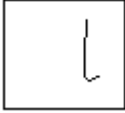


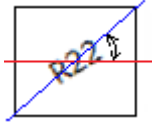
**9. Solder Volume**

Solder shall be used not to exceed as shown below. Exceeding solder volume may cause the failure of mechanical or electrical performance.



$0 \leq L \leq T$   
 (T: height of electrode)

10. Visual inspection standard of product

File No:		Applied to Wire Wound Molded SMD Power Inductors Series		REV:02
Effective date:				
No.	Defect Item	Graphic	Rejection identification	Acceptance
1	Core crack		1. Length > 1/2 product size or extension Extends to the edge of the product body NG 2. It is also applicable to the detection of four side cracks set	AQL=0.65
2	Lack of edge horn		1. Product length or width with dimensions less than > 0.8mm, NG 2. Products with dimensions ≥ 10mm, long or Width > 1.2mm, NG	AQL=0.65
3	Electrode uneven		The clearance $\Delta f \geq 0.15\text{mm}$ , NG;	AQL=0.65
4	Marking defect		1. The content of marking 1) is indistinct, 2) disagrees with current product P/N requirements, NG; 2. Intersection angle by L1 and L2 more than 45°, NG.	AQL=0.65

Appendix A: Electrical Characteristics

MWSA0412S Series

Part Number	Inductance	DC Resistance	Saturation Current		Heat Rating Current	
	@100KHZ, 1V	Max.	Max.	Typ.	Max.	Typ.
Units	μH	mΩ	A		A	
Symbol	L	DCR	Isat		Irms	
MWSA0412S-R15MT	0.15±20%	9	12.00	15.00	6.80	7.50
MWSA0412S-R22MT	0.22±20%	11	8.80	11.00	6.50	7.00
MWSA0412S-R33MT	0.33±20%	19	6.70	8.40	5.70	6.50
MWSA0412S-R47MT	0.47±20%	21	5.40	6.80	5.20	6.00
MWSA0412S-R68MT	0.68±20%	36	4.80	6.00	4.20	4.70
MWSA0412S-1R0MT	1.0±20%	47	4.40	5.50	3.80	4.50
MWSA0412S-1R5MT	1.5±20%	75	3.20	4.00	2.70	3.25
MWSA0412S-2R2MT	2.2±20%	83.5	2.40	3.00	2.20	2.75
MWSA0412S-3R3MT	3.3±20%	160	2.38	2.70	1.77	2.00
MWSA0412S-4R7MT	4.7±20%	195	1.80	2.20	1.45	1.80

MWSA0402S Series

Part Number	Inductance	DC Resistance	Saturation Current		Heat Rating Current	
	@100KHZ, 1V	Max.	Max.	Typ.	Max.	Typ.
Units	μH	mΩ	A		A	
Symbol	L	DCR	Isat		Irms	
MWSA0402S-R10MT	0.10±20%	4	17.60	22.00	11.20	13.00
MWSA0402S-R22MT	0.22±20%	6.6	10.00	12.50	8.20	9.50
MWSA0402S-R33MT	0.33±20%	11	9.60	12.00	8.60	10.00
MWSA0402S-R47MT	0.47±20%	14	7.60	9.50	6.65	7.50
MWSA0402S-R56MT	0.56±20%	16	7.20	9.00	6.10	7.00
MWSA0402S-R68MT	0.68±20%	18	6.40	8.00	6.15	7.00
MWSA0402S-1R0MT	1.0±20%	27	5.60	7.00	5.40	6.00
MWSA0402S-1R0MTB01	1.0±20%	27	8.00	9.00	5.40	6.00
MWSA0402S-1R2MT	1.2±20%	27	5.20	6.50	5.40	6.00
MWSA0402S-1R5MT	1.5±20%	46	4.40	5.50	4.30	5.00
MWSA0402S-2R2MT	2.2±20%	58	4.00	5.00	3.80	4.50
MWSA0402S-3R3MT	3.3±20%	87	2.80	3.50	2.80	3.30
MWSA0402S-4R7MT	4.7±20%	105	2.40	3.00	2.20	2.80
MWSA0402S-5R6MT	5.6±20%	150	2.24	2.80	2.00	2.50
MWSA0402S-6R8MT	6.8±20%	175	2.00	2.50	1.90	2.40
MWSA0402S-100MT	10±20%	282	1.60	2.00	1.30	1.60
MWSA0402S-220MT	22±20%	363	1.12	1.40	0.90	1.20

MWSA0515S Series

Part Number	Inductance	DC Resistance	Saturation Current		Heat Rating Current	
	@100KHZ, 1V	Max.	Max.	Typ.	Max.	Typ.
Units	μH	mΩ	A		A	
Symbol	L	DCR	Isat		Irms	
MWSA0515S-R47MT	0.47±20%	13	12.0	13.0	8.7	9.5
MWSA0515S-R68MT	0.68±20%	15.5	9.5	11.2	8.1	9.0
MWSA0515S-1R0MT	1.0±20%	23	8.0	9.5	5.8	6.5

MWSA0515S-2R2MT	2.2±20%	52	4.8	5.8	4.0	5.0
MWSA0515S-3R3MT	3.3±20%	72	4.0	4.5	3.0	3.3
MWSA0515S-4R7MT	4.7±20%	106	3.7	4.2	2.6	3.0

MWSA0518S Series

Part Number	Inductance	DC Resistance	Saturation Current		Heat Rating Current	
	@100KHZ, 1V	Max.	Max.	Typ.	Max.	Typ.
Units	µH	mΩ	A		A	
Symbol	L	DCR	Isat		Irms	
MWSA0518S-R47MT	0.47±20%	9	9.60	12.00	9.50	10.50
MWSA0518S-R56MT	0.56±20%	10	8.80	11.00	8.20	9.50
MWSA0518S-R68MT	0.68±20%	13.8	9.30	10.50	7.70	8.70
MWSA0518S-1R0MT	1.0±20%	17	7.20	9.00	7.20	8.00
MWSA0518S-1R5MT	1.5±20%	26	6.40	8.00	6.60	7.50
MWSA0518S-2R2MT	2.2±20%	35	4.80	6.00	4.20	5.00
MWSA0518S-3R3MT	3.3±20%	58	3.84	4.80	3.80	4.50
MWSA0518S-4R7MT	4.7±20%	85	3.20	4.00	3.00	3.50
MWSA0518S-6R8MT	6.8±20%	120	2.72	3.40	2.40	2.80
MWSA0518S-100MT	10±20%	155	2.00	2.50	2.20	2.50

MWSA0503S Series

Part Number	Inductance	DC Resistance	Saturation Current		Heat Rating Current	
	@100KHZ, 1V	Max.	Max.	Typ.	Max.	Typ.
Units	µH	mΩ	A		A	
Symbol	L	DCR	Isat		Irms	
MWSA0503S-R10MT	0.10±20%	3.0	24.00	30.00	23.00	25.00
MWSA0503S-R20MT	0.20±20%	3.9	16.00	20.00	13.00	14.00
MWSA0503S-R33MT	0.33±20%	5.5	14.40	18.00	13.10	14.00
MWSA0503S-R47MT	0.47±20%	8.5	12.00	15.00	10.00	11.00
MWSA0503S-R68MT	0.68±20%	12	9.20	11.50	8.20	9.00
MWSA0503S-R82MT	0.82±20%	10.4	9.20	10.50	9.00	10.50
MWSA0503S-1R0MT	1.0±20%	14	8.00	10.00	7.80	8.50
MWSA0503S-1R2MT	1.2±20%	16	7.60	9.50	7.85	8.50
MWSA0503S-1R5MT	1.5±20%	25	7.20	9.00	7.60	8.20
MWSA0503S-2R2MT	2.2±20%	29	5.60	7.00	6.40	7.00
MWSA0503S-3R3MT	3.3±20%	38	4.80	6.00	5.00	5.50
MWSA0503S-4R7MT	4.7±20%	60	3.68	4.60	4.00	4.50
MWSA0503S-6R8MT	6.8±20%	90	2.88	3.60	2.90	3.50
MWSA0503S-100MT	10±20%	125	2.80	3.50	2.80	3.20
MWSA0503S-150MT	15±20%	170	2.00	2.20	1.60	1.80

MWSA0615S Series

Part Number	Inductance	DC Resistance	Saturation Current		Heat Rating Current	
	@100KHZ, 1V	Max.	Max.	Typ.	Max.	Typ.
Units	µH	mΩ	A		A	
Symbol	L	DCR	Isat		Irms	
MWSA0615S-R47MT	0.47±20%	8.5	14.16	16.00	8.85	10.00

MWSA0615S-R56MT	0.56±20%	11	12.38	14.00	7.96	9.00
MWSA0615S-R68MT	0.68±20%	12	10.62	12.00	7.52	8.50
MWSA0615S-R82MT	0.82±20%	17	8.85	10.00	7.08	8.00
MWSA0615S-1R0MT	1.0±20%	21	7.96	9.00	5.30	6.00
MWSA0615S-1R5MT	1.5±20%	40	7.00	8.00	4.40	5.00
MWSA0615S-2R2MT	2.2±20%	54	6.19	7.00	3.36	3.80
MWSA0615S-3R3MT	3.3±20%	63	4.87	5.50	3.10	3.50
MWSA0615S-4R7MT	4.7±20%	85	4.42	5.00	2.83	3.20
MWSA0615S-6R8MT	6.8±20%	135	3.54	4.00	2.21	2.50
MWSA0615S-100MT	10±20%	175	2.65	3.00	1.77	2.00
MWSA0615S-220MT	22±20%	510	2.20	2.50	1.32	1.40

MWSA0618S Series

Part Number	Inductance	DC Resistance	Saturation Current		Heat Rating Current	
	@100KHZ, 1V	Max.	Max.	Typ.	Max.	Typ.
Units	µH	mΩ	A		A	
Symbol	L	DCR	Isat		Irms	
MWSA0618S-R10MT	0.10±20%	2.3	30.40	38.00	23.00	25.00
MWSA0618S-R22MT	0.22±20%	3.5	19.20	24.00	20.00	22.00
MWSA0618S-R47MT	0.47±20%	8.4	16.00	18.00	10.00	11.50
MWSA0618S-R68MT	0.68±20%	12	13.20	16.50	8.40	9.50
MWSA0618S-1R0MT	1.0±20%	16	9.60	12.00	7.60	8.50
MWSA0618S-1R5MT	1.5±20%	26	7.36	9.20	7.10	8.00
MWSA0618S-2R2MT	2.2±20%	35	6.40	8.00	6.20	7.00
MWSA0618S-3R3MT	3.3±20%	50	4.80	6.00	3.80	4.50
MWSA0618S-4R7MT	4.7±20%	62	4.00	5.00	3.50	4.00
MWSA0618S-6R8MT	6.8±20%	110	3.60	4.50	2.40	3.00
MWSA0618S-8R2MT	8.2±20%	135	2.90	3.60	2.10	2.40
MWSA0618S-100MT	10±20%	155	3.20	4.00	1.95	2.30
MWSA0618S-220MT	22±20%	350	1.84	2.30	1.40	1.80

MWSA0602S Series

Part Number	Inductance	DC Resistance	Saturation Current		Heat Rating Current	
	@100KHZ, 1V	Max.	Max.	Typ.	Max.	Typ.
Units	µH	mΩ	A		A	
Symbol	L	DCR	Isat		Irms	
MWSA0602S-1R5MT	1.5±20%	18	10.00	12.00	7.00	8.00
MWSA0602S-4R7MT	4.7±20%	60	-	5.50	-	4.30
MWSA0602S-100MT	10±20%	145	-	4.00	-	2.80

MWSA0624S Series

Part Number	Inductance	DC Resistance	Saturation Current		Heat Rating Current	
	@100KHZ, 1V	Max.	Max.	Typ.	Max.	Typ.
Units	µH	mΩ	A		A	
Symbol	L	DCR	Isat		Irms	
MWSA0624S-R22MT	0.22±20%	3.0	24.00	30.00	19.00	21.00
MWSA0624S-R33MT	0.33±20%	4.1	19.60	24.50	16.00	18.00

MWSA0624S-R47MT	0.47±20%	5.1	16.00	20.00	13.50	15.00
MWSA0624S-R56MT	0.56±20%	6.5	13.60	17.00	11.50	13.00
MWSA0624S-R68MT	0.68±20%	7.0	12.80	16.00	10.50	12.00
MWSA0624S-1R0MT	1.0±20%	13.5	12.00	15.00	8.00	9.00
MWSA0624S-1R5MT	1.5±20%	20	10.80	13.50	7.00	8.20
MWSA0624S-2R2MT	2.2±20%	28	8.00	10.00	6.20	7.00
MWSA0624S-3R3MT	3.3±20%	39	6.40	8.00	4.80	5.50
MWSA0624S-4R7MT	4.7±20%	50	5.20	6.50	4.30	5.00
MWSA0624S-6R8MT	6.8±20%	70	4.80	6.00	3.20	4.00
MWSA0624S-100MT	10±20%	101	3.20	4.00	2.40	3.10
MWSA0624S-150MT	15±20%	160	2.64	3.30	2.00	2.50
MWSA0624S-220MT	22±20%	230	2.00	2.50	1.60	2.00

MWSA0603S Series

Part Number	Inductance	DC Resistance	Saturation Current		Heat Rating Current	
	@100KHZ,1V	Max.	Max.	Typ.	Max.	Typ.
Units	µH	mΩ	A		A	
Symbol	L	DCR	Isat		Irms	
MWSA0603S-R10MT	0.10±20%	1.7	53	60	28.5	32.5
MWSA0603S-R12MT	0.12±20%	0.77±7%	30	40	32	38
MWSA0603S-R22MT	0.22±20%	3.0	27.20	34.00	21.00	24.00
MWSA0603S-R24MT	0.24±20%	3.1	22.40	28.00	18.40	23.00
MWSA0603S-R24MTY02	0.24±20%	1.19±7%	30.00	35.00	26.00	30.00
MWSA0603S-R33MT	0.33±20%	3.5	20.00	25.00	19.00	21.00
MWSA0603S-R47MT	0.47±20%	4.1	16.00	20.00	16.50	18.00
MWSA0603S-R56MT	0.56±20%	4.5	14.40	18.00	15.00	16.50
MWSA0603S-R68MT	0.68±20%	5.3	13.60	17.00	14.50	16.00
MWSA0603S-R82MT	0.82±20%	6.0	12.80	16.00	12.50	14.00
MWSA0603S-1R0MT	1.0±20%	7.4	12.00	15.00	10.50	12.00
MWSA0603S-1R5MT	1.5±20%	12.1	9.60	12.00	10.50	12.00
MWSA0603S-1R5MTB01	1.5±20%	11	-	14.00	-	10.50
MWSA0603S-1R8MT	1.8±20%	12.6	9.40	11.80	8.20	9.30
MWSA0603S-2R2MT	2.2±20%	15	8.00	10.00	8.50	9.50
MWSA0603S-3R3MT	3.3±20%	22	7.60	9.50	7.50	8.50
MWSA0603S-4R7MT	4.7±20%	33	7.20	9.00	5.00	6.00
MWSA0603S-5R6MT	5.6±20%	42	5.20	6.50	4.80	5.50
MWSA0603S-6R8MT	6.8±20%	48	4.80	6.00	4.20	5.00
MWSA0603S-8R2MT	8.2±20%	60	4.40	5.50	4.20	5.00
MWSA0603S-100MT	10±20%	68	4.40	5.50	3.80	4.50
MWSA0603S-150MT	15±20%	113	3.20	4.00	2.30	3.00
MWSA0603S-220MT	22±20%	170	2.40	3.00	2.00	2.50
MWSA0603S-330MT	33±20%	270	2.00	2.50	1.60	2.00
MWSA0603S-330MTB01	33±20%	210	2.00	2.50	1.70	2.2
MWSA0603S-470MT	47±20%	385	1.60	2.00	1.20	1.50

MWSA0605S Series

Part Number	Inductance	DC Resistance	Saturation Current	Heat Rating Current
-------------	------------	---------------	--------------------	---------------------

	@100KHZ,1V	Max.	Max.	Typ.	Max.	Typ.
Units	μH	mΩ	A		A	
Symbol	L	DCR	Isat		Irms	
MWSA0605S-R47MT	0.47±20%	3.9	16.80	21.0	17.0	20.00
MWSA0605S-R68MT	0.68±20%	4.5	14.40	18.0	14.5	16.50
MWSA0605S-1R0MT	1.0±20%	6.6	12.80	16.0	10.0	12.00
MWSA0605S-1R5MT	1.5±20%	10	10.40	13.0	8.2	9.50
MWSA0605S-2R2MT	2.2±20%	12.5	8.80	11.0	8.0	9.00
MWSA0605S-3R3MT	3.3±20%	22	8.00	10.0	7.6	8.50
MWSA0605S-4R7MT	4.7±20%	29	6.40	8.0	5.0	6.00
MWSA0605S-6R8MT	6.8±20%	41	5.04	6.3	4.0	5.80
MWSA0605S-8R2MT	8.2±20%	48	4.40	5.5	4.8	5.50
MWSA0605S-100MT	10±20%	60	4.24	5.30	3.8	4.50
MWSA0605S-150MT	15±20%	90	3.20	4.0	2.60	3.10
MWSA0605S-220MT	22±20%	140	2.80	3.50	2.00	2.60
MWSA0605S-330MT	33±20%	190	2.40	3.0	1.80	2.30
MWSA0605S-470MT	47±20%	230	2.08	2.6	1.50	2.00

MWSA0804S Series

Part Number	Inductance	DC Resistance	Saturation Current		Heat Rating Current	
	@100KHZ,1V	Max.	Max.	Typ.	Max.	Typ.
Units	μH	mΩ	A		A	
Symbol	L	DCR	Isat		Irms	
MWSA0804S-R10MT	0.10±20%	1.60	68	72	35	40
MWSA0804S-R15MT	0.15±20%	1.65	65	70	33	39
MWSA0804S-R22MT	0.22±20%	1.8	55.0	60	30.0	36.0
MWSA0804S-R33MT	0.33±20%	2.4.	40.0	45	25.0	30.0
MWSA0804S-R47MT	0.47±20%	2.8	36.0	42	25.0	28.0
MWSA0804S-R56MT	0.56±20%	3.2	23.0	26	22.0	24.0
MWSA0804S-R68MT	0.68±20%	3.8	22.0	24	21.0	23.0
MWSA0804S-R82MT	0.82±20%	4.4	19.0	21	19.0	21.0
MWSA0804S-1R0MT	1.0±20%	4.62	17.0	19	17.0	19.0
MWSA0804S-1R5MT	1.5±20%	7.6	15.0	17	15.0	17.0
MWSA0804S-1R8MT	1.8±20%	11.0	13.5	15	12.5	15.0
MWSA0804S-2R2MT	2.2±20%	11.4	12.0	14	12.0	14.0
MWSA0804S-3R3MT	3.3±20%	15.0	11.0	12.5	10.0	12.0
MWSA0804S-4R7MT	4.7±20%	26.5	10.5	11.5	8.5	9.5
MWSA0804S-5R6MT	5.6±20%	30.0	10.0	11.0	8.0	9.0
MWSA0804S-6R8MT	6.8±20%	36.8	8.0	9.0	7.0	8.0
MWSA0804S-8R2MT	8.2±20%	46.0	7.7	8.7	6.0	7.0
MWSA0804S-100MT	10±20%	59.0	7.0	8.0	5.5	6.5
MWSA0804S-150MT	15±20%	71.0	4.9	5.5	4.8	5.4
MWSA0804S-220MT	22±20%	113.0	4.5	5.0	4.2	4.8
MWSA0804S-330MT	33±20%	156.0	3.3	3.5	3.0	3.5
MWSA0804S-470MT	47±20%	225.0	2.9	3.1	2.5	2.9

MWSA1003S Series

Part Number	Inductance	DC Resistance	Saturation Current		Heat Rating Current	
	@100KHZ,1V	Max.	Max.	Typ.	Max.	Typ.
Units	μH	mΩ	A		A	



Symbol	L	DCR	Isat		Irms	
MWSA1003S-R22MT	0.22±20%	1.2	44.24	50.00	29.20	33.00
MWSA1003S-R33MT	0.33±20%	1.6	28.30	32.00	20.35	23.00
MWSA1003S-R36MT	0.36±20%	1.6	24.80	28.00	20.35	23.00
MWSA1003S-R47MT	0.47±20%	2.5	23.00	26.00	19.47	22.00
MWSA1003S-R82MT	0.82±20%	3.7	20.35	23.00	15.93	18.00
MWSA1003S-1R0MT	1.0±20%	6.0	18.58	21.00	13.27	15.00
MWSA1003S-1R5MT	1.5±20%	7.5	17.69	20.00	11.50	13.00
MWSA1003S-2R2MT	2.2±20%	9.0	12.38	14.00	9.73	11.00
MWSA1003S-3R3MT	3.3±20%	16.0	10.61	12.00	7.96	9.00
MWSA1003S-4R7MT	4.7±20%	22.5	8.84	10.00	6.19	7.00
MWSA1003S-8R2MT	8.2±20%	45	6.20	7.00	4.42	5.00
MWSA1003S-100MT	10±20%	55	5.75	6.50	3.98	4.50
MWSA1003S-150MT	15±20%	65	5.30	6.00	3.50	4.00
MWSA1003S-220MT	22±20%	99	4.40	5.00	2.65	3.00
MWSA1003S-330MT	33±20%	160	3.53	4.00	2.30	2.60

MWSA1004S Series

Part Number	Inductance	DC Resistance	Saturation Current		Heat Rating Current	
	@100KHZ, 1V	Max.	Max.	Typ.	Max.	Typ.
Units	µH	mΩ	A		A	
Symbol	L	DCR	Isat		Irms	
MWSA1004S-R13MT	0.13±20%	0.52 (±5%)	63.00	92.00	63.00	72.00
MWSA1004S-R15MT	0.15±20%	0.65	60.00	75.00	40.00	45.00
MWSA1004S-R22MT	0.22±20%	1.0	48.00	60.00	30.00	35.00
MWSA1004S-R30MT	0.30±20%	1.1	36.00	45.00	30.00	35.00
MWSA1004S-R33MT	0.33±20%	1.15	36.00	45.00	28.00	32.00
MWSA1004S-R36MT	0.36±20%	1.2	36.00	45.00	25.00	30.00
MWSA1004S-R45MT	0.45±20%	1.5	34.00	43.00	25.00	30.00
MWSA1004S-R47MT	0.47±20%	1.7	32.00	40.00	25.00	30.00
MWSA1004S-R56MT	0.56±20%	1.8	26.40	33.00	20.00	25.00
MWSA1004S-R68MT	0.68±20%	2.4	24.00	30.00	19.00	23.00
MWSA1004S-R80MT	0.80±20%	2.7	23.20	29.00	19.00	23.00
MWSA1004S-1R0MT	1.0±20%	3.3	22.40	28.00	16.00	19.00
MWSA1004S-1R5MT	1.5±20%	4.2	19.20	24.00	14.00	16.00
MWSA1004S-1R8MT	1.8±20%	4.5	16.00	20.00	14.00	16.00
MWSA1004S-2R2MT	2.2±20%	7.0	13.20	16.50	10.00	12.00
MWSA1004S-3R3MT	3.3±20%	11.8	12.80	16.00	9.50	11.00
MWSA1004S-4R7MT	4.7±20%	20	10.40	13.00	7.50	9.00
MWSA1004S-6R8MT	6.8±20%	25	9.60	12.00	7.00	8.50
MWSA1004S-8R2MT	8.2±20%	27	7.20	9.00	6.80	8.00
MWSA1004S-100MT	10±20%	30	6.80	8.50	6.90	7.80
MWSA1004S-150MT	15±20%	45	5.60	7.00	5.60	6.50
MWSA1004S-220MT	22±20%	66	4.40	5.50	4.20	5.00
MWSA1004S-330MT	33±20%	92	3.84	4.80	3.80	4.40
MWSA1004S-470MT	47±20%	145	3.10	3.50	2.80	3.30
MWSA1004S-680MT	68±20%	195	2.40	3.00	2.00	2.50

MWSA1004S-820MT	82±20%	285	2.3	2.8	2.1	2.3
MWSA1004S-101MT	100±20%	340	2.1	2.3	1.8	2

MWSA1005S Series

Part Number	Inductance	DC Resistance	Saturation Current		Heat Rating Current	
	@100KHZ, 1V		Max.	Typ.	Max.	Typ.
Units	µH	mΩ	A		A	
Symbol	L	DCR	Isat		Irms	
MWSA1005S-R22MT	0.22±20%	0.8	57.5	65	32.5	37
MWSA1005S-R68MT	0.68±20%	1.95	34	37	21	23
MWSA1005S-1R0MT	1.0±20%	3.0	28.0	30	20.3	23
MWSA1005S-1R5MT	1.5±20%	3.8	22.0	25	18.5	21
MWSA1005S-2R2MT	2.2±20%	6.0	16.8	19	13.2	15
MWSA1005S-3R3MT	3.3±20%	10	14.0	16	11.5	13
MWSA1005S-4R7MT	4.7±20%	14	13.2	15	9.7	11
MWSA1005S-5R6MT	5.6±20%	17	12.3	14	8.5	9.5
MWSA1005S-6R8MT	6.8±20%	18.5	12.3	14	8.0	9.0
MWSA1005S-100MT	10±20%	28	8.8	10	7.0	8.0
MWSA1005S-150MT	15±20%	42	6.5	7.5	5.7	6.5
MWSA1005S-220MT	22±20%	50	5.3	6.0	5.0	5.5
MWSA1005S-330MT	33±20%	86	4.6	5.2	4.2	4.8
MWSA1005S-470MT	47±20%	127	4.0	4.5	3.2	3.7
MWSA1005S-680MT	68±20%	185	2.8	3.2	2.4	2.7
MWSA1005S-820MT	82±20%	280	3.0	3.5	1.7	2.0
MWSA1005S-101MT	100±20%	290	2.5	2.8	1.8	2.1

MWSA1204S Series

Part Number	Inductance	DC Resistance	Saturation Current		Heat Rating Current	
	@100KHZ, 1V		Max.	Typ.	Max.	Typ.
Units	µH	mΩ	A		A	
Symbol	L	DCR	Isat		Irms	
MWSA1204S-R22MT	0.22±20%	0.9	40.00	50.00	38.00	42.00
MWSA1204S-R47MT	0.47±20%	2.0	38.40	48.00	29.00	33.00
MWSA1204S-R68MT	0.68±20%	3.5	37.60	47.00	24.00	28.00
MWSA1204S-R82MT	0.82±20%	4.5	32.00	40.00	24.00	28.00
MWSA1204S-1R0MT	1.0±20%	7.5	28.00	35.00	20.00	24.00
MWSA1204S-1R5MT	1.5±20%	9.5	24.40	30.50	17.00	20.00
MWSA1204S-2R2MT	2.2±20%	11.5	20.80	26.00	15.00	18.00
MWSA1204S-3R3MT	3.3±20%	13.0	16.80	21.00	13.00	15.00
MWSA1204S-4R7MT	4.7±20%	14.5	14.40	18.00	11.00	13.00
MWSA1204S-6R8MT	6.8±20%	20.0	11.20	14.00	8.00	9.00
MWSA1204S-100MT	10±20%	25.0	8.00	10.00	7.00	8.00
MWSA1204S-150MT	15±20%	39.0	6.00	7.50	5.80	6.50
MWSA1204S-220MT	22±20%	51.0	4.80	6.00	3.80	4.50

MWSA1205S Series

Part Number	Inductance	DC Resistance	Saturation Current	Heat Rating Current
-------------	------------	---------------	--------------------	---------------------

	@100KHZ, 1V	Max.	Max.	Typ.	Max.	Typ.
Units	μH	mΩ	A		A	
Symbol	L	DCR	Isat		Irms	
MWSA1205S-R22MT	0.22±20%	0.7	60.00	75.00	45.00	50.00
MWSA1205S-R36MT	0.36±20%	0.85	40.00	50.00	37.00	42.00
MWSA1205S-R50MT	0.50±20%	1.15	38.40	48.00	33.00	38.00
MWSA1205S-R68MT	0.68±20%	1.55	36.80	46.00	29.00	33.00
MWSA1205S-R82MT	0.82±20%	1.67	31.20	39.00	26.00	30.00
MWSA1205S-1R0MT	1.0±20%	2.2	28.00	35.00	22.00	26.00
MWSA1205S-1R5MT	1.5±20%	3.2	26.40	33.00	19.00	23.00
MWSA1205S-2R2MT	2.2±20%	5.0	19.20	24.00	13.00	15.00
MWSA1205S-3R3MT	3.3±20%	7	17.60	22.00	12.00	14.00
MWSA1205S-4R7MT	4.7±20%	9	16.00	20.00	11.00	13.00
MWSA1205S-6R8MT	6.8±20%	18	12.80	16.00	10.00	12.00
MWSA1205S-100MT	10±20%	22	9.60	12.00	8.00	9.00
MWSA1205S-150MT	15±20%	30	8.00	10.00	7.00	8.00
MWSA1205S-220MT	22±20%	58	5.20	6.50	3.80	4.50
MWSA1205S-330MT	33±20%	84	4.80	6.00	2.80	3.50
MWSA1205S-330MTY01	33±20%	63	4.80	6.00	2.80	3.50
MWSA1205S-470MT	47±20%	130	4.00	5.00	2.60	3.00

MWSA1206S Series

Part Number	Inductance	DC Resistance	Saturation Current		Heat Rating Current	
	@100KHZ, 1V	Max.	Max.	Typ.	Max.	Typ.
Units	μH	mΩ	A		A	
Symbol	L	DCR	Isat		Irms	
MWSA1206S-1R5MT	1.5±20%	2.9	27.0	30.0	23.0	27.0
MWSA1206S-2R2MT	2.2±20%	4.2	24.0	28.0	18.0	22.0
MWSA1206S-3R3MT	3.3±20%	6.8	21.0	25.0	14.0	17.0
MWSA1206S-4R7MT	4.7±20%	9.0	19.2	24.0	12.0	15.0
MWSA1206S-5R6MT	5.6±20%	11.0	18.0	22.5	11.0	13.0
MWSA1206S-6R8MT	6.8±20%	13.5	15.2	19.0	10.0	12.0
MWSA1206S-8R2MT	8.2±20%	16.0	10.8	13.5	9.0	11.0
MWSA1206S-100MT	10±20%	20.7	11.1	12.5	8.5	10.0
MWSA1206S-120MT	12±20%	23.0	8.0	10.0	7.8	9.0
MWSA1206S-150MT	15±20%	29.0	7.2	9.0	7.5	8.5
MWSA1206S-180MT	18±20%	35.0	6.4	8.0	6.5	7.5
MWSA1206S-220MT	22±20%	39.5	6.0	7.5	6.0	7.0
MWSA1206S-270MT	27±20%	56	5.2	6.5	5.0	6.0
MWSA1206S-330MT	33±20%	75	4.8	6.0	4.8	5.5
MWSA1206S-470MT	47±20%	90	4.4	5.5	4.2	5.0
MWSA1206S-680MT	68±20%	140	3.6	4.5	3.2	4.0
MWSA1206S-101MT	100±20%	200	2.8	3.5	2.5	3.0
MWSA1206S-121MT	120±20%	235	2.56	3.2	1.7	2.0
MWSA1206S-151MT	150±20%	350	2.16	2.7	1.2	1.5

MWSA1265S Series

Part Number	Inductance	DC Resistance	Saturation Current		Heat Rating Current	
	@100KHZ,1V		Max.	Max.	Typ.	Max.
Units	μH	mΩ	A		A	
Symbol	L	DCR	Isat		Irms	
MWSA1265S-4R7MT	4.7±20%	8.5	-	24	-	16
MWSA1265S-5R6MT	5.6±20%	10.5	-	22.5	-	14
MWSA1265S-6R8MT	6.8±20%	12	-	19	-	13
MWSA1265S-8R2MT	8.2±20%	14	-	16	-	12
MWSA1265S-100MT	10±20%	16.5	-	15	-	11
MWSA1265S-150MT	15±20%	26	-	11	-	9.5
MWSA1265S-220MT	22±20%	36	-	9	-	8
MWSA1265S-330MT	33±20%	65	-	8	-	6.5
MWSA1265S-470MT	47±20%	70	-	6.8	-	5.5
MWSA1265S-470MTB01	47±20%	67	-	7.6	-	8.0
MWSA1265S-680MT	68±20%	120	-	5.2	-	4.8
MWSA1265S-820MT	82±20%	135	-	4.5	-	4.0
MWSA1265S-101MT	100±20%	170	-	4.0	-	3.5

MWSA1707S Series

Part Number	Inductance	DC Resistance	Saturation Current		Heat Rating Current	
	@100KHZ,1V		Max.	Max.	Typ.	Max.
Units	μH	mΩ	A		A	
Symbol	L	DCR	Isat		Irms	
MWSA1707S-1R5MT	1.5±20%	2.1	35	40	29	33
MWSA1707S-2R2MT	2.2±20%	2.5	30	34	25.5	29
MWSA1707S-3R3MT	3.3±20%	3.95	26	30	21	24
MWSA1707S-4R7MT	4.7±20%	4.75	21	24	18.5	21
MWSA1707S-6R8MT	6.8±20%	7.5	19.5	22	15	17
MWSA1707S-8R2MT	8.2±20%	8.7	17.5	20	11.5	13
MWSA1707S-100MT	10±20%	9.9	16.5	19	10.5	12
MWSA1707S-150MT	15±20%	17	12.5	14.5	9.5	11
MWSA1707S-220MT	22±20%	23	10.0	11.5	7.5	8.5
MWSA1707S-330MT	33±20%	37	8.5	10	7.0	8.0
MWSA1707S-470MT	47±20%	47	6.5	7.5	5.3	6.0
MWSA1707S-560MT	56±20%	66	6.3	7.2	5.1	5.8
MWSA1707S-680MT	68±20%	85	5.5	6.5	4.5	5.2
MWSA1707S-820MT	82±20%	110	5.3	6.0	4.0	4.5
MWSA1707S-101MT	100±20%	130	4.4	5.0	3.2	3.7

MWSA2213S Series

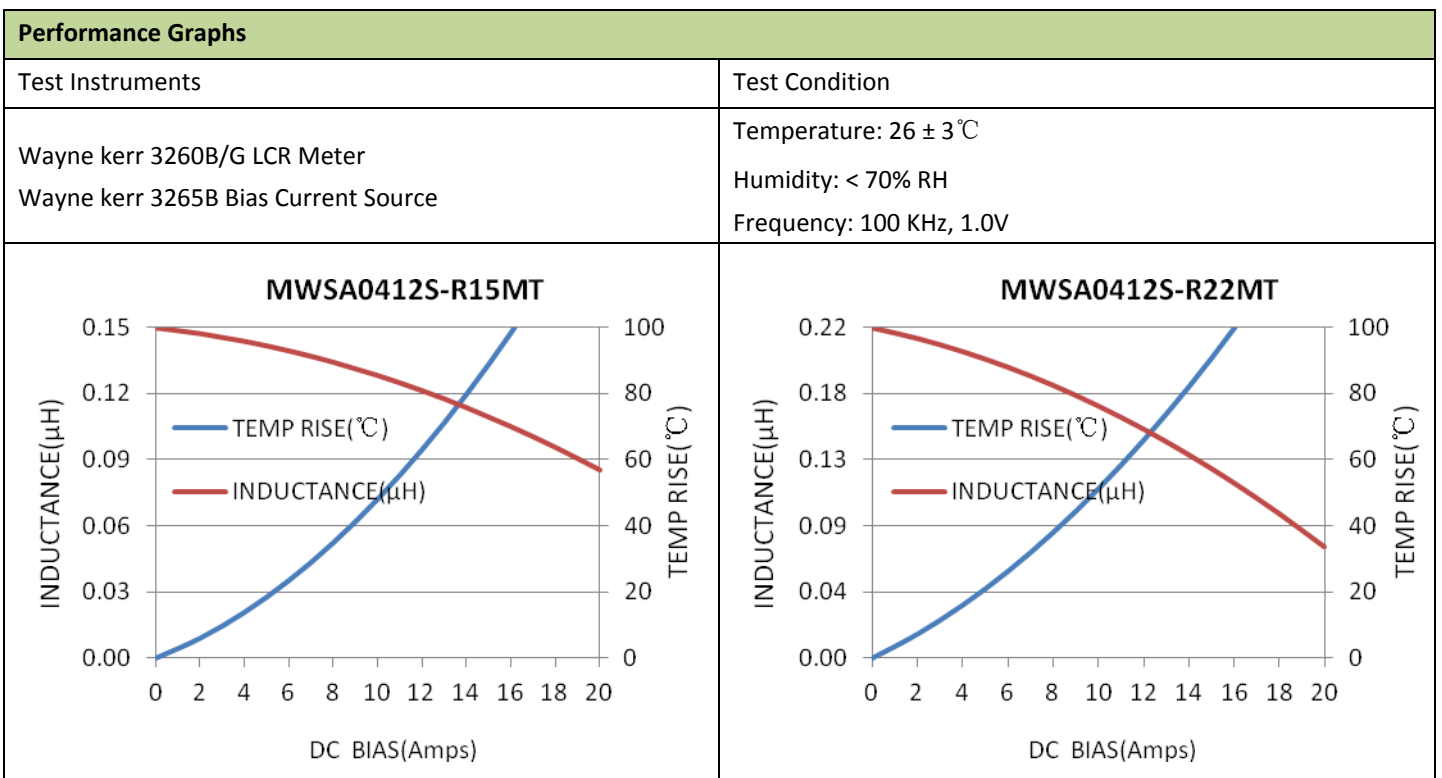
Part Number	Inductance	DC Resistance	Saturation Current		Heat Rating Current	
	@100KHZ,1V		Max.	Max.	Typ.	Max.
Units	μH	mΩ	A		A	
Symbol	L	DCR	Isat		Irms	
MWSA2213S-1R0MT	1.0±20%	0.95	54	60	65	70
MWSA2213S-1R5MT	1.5±20%	1.15	48	52	57	62

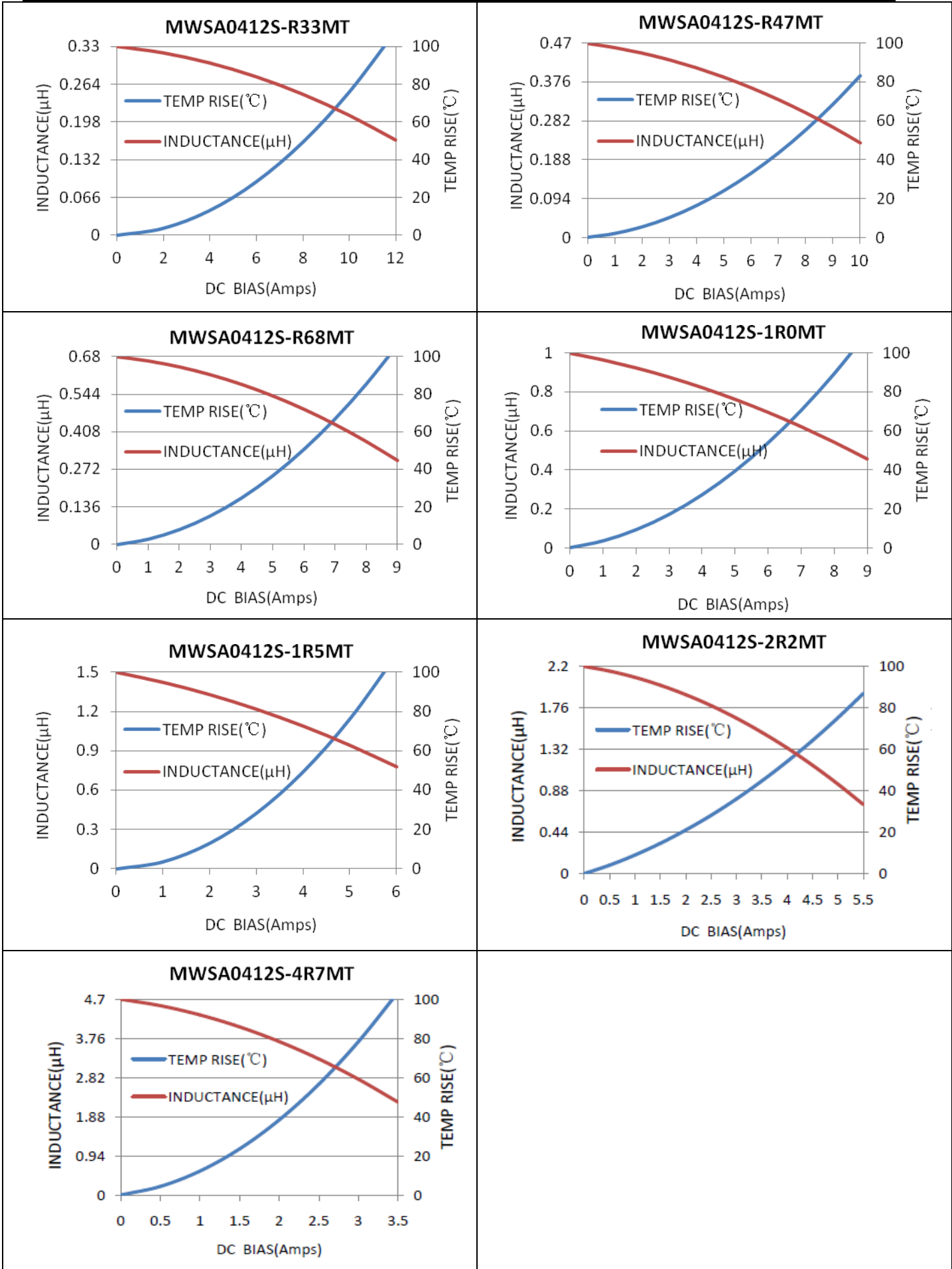
MWSA2213S-2R2MT	2.2±20%	1.25	43	48	52	58
MWSA2213S-3R3MT	3.3±20%	1.75	37	41	47	49
MWSA2213S-4R7MT	4.7±20%	2.20	34	38	44	47
MWSA2213S-6R8MT	6.8±20%	3.1	32	36	36	40
MWSA2213S-100MT	10±20%	4.15	20	28	30	33
MWSA2213S-150MT	15±20%	6.12	18	23	23	26
MWSA2213S-220MT	22±20%	11	14	15	18	22
MWSA2213S-330MT	33±20%	15.4	10.5	12	16	19
MWSA2213S-470MT	47±20%	20.8	10	12	14	17
MWSA2213S-680MT	68±20%	29.5	9	12	12	14
MWSA2213S-820MT	82±20%	34.2	7.7	9	10	12
MWSA2213S-101MT	100±20%	40	7.5	9	9.5	11

- ※1: All test data is referenced to 20°C ambient;
- ※2: Rated current: Isat or Irms, whichever is smaller;
- ※3: Isat(Typ): DC current at which the inductance drops approximate 30% from its value without current;
- ※4: Isat(Max): DC current at which the inductance drops less than 30% from its value without current;
- ※5: Irms(Typ): DC current that causes the temperature rise ( $\Delta T = 40^\circ\text{C}$ ) from 20°C ambient.
- ※6: Irms(Max): DC current that causes the temperature rise ( $\Delta T = 20^\circ\text{C}$ ) from 20°C ambient.
- ※7: Absolute maximum voltage 30VDC
- ※8: This series of products is only suitable for consumer electronics, if used in other scenarios, other relevant reliability verification needs to be added.

Appendix:

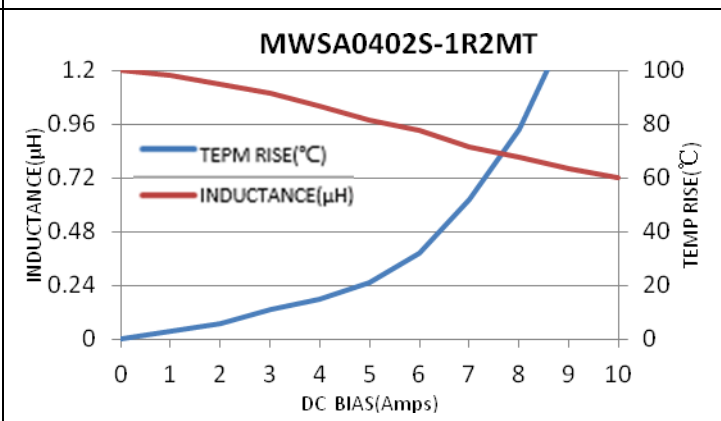
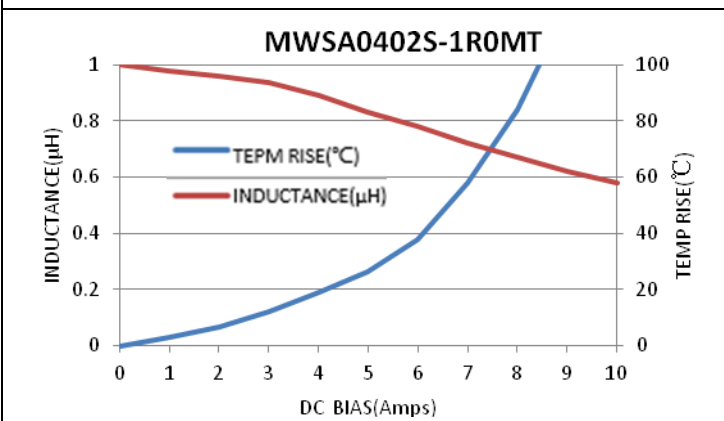
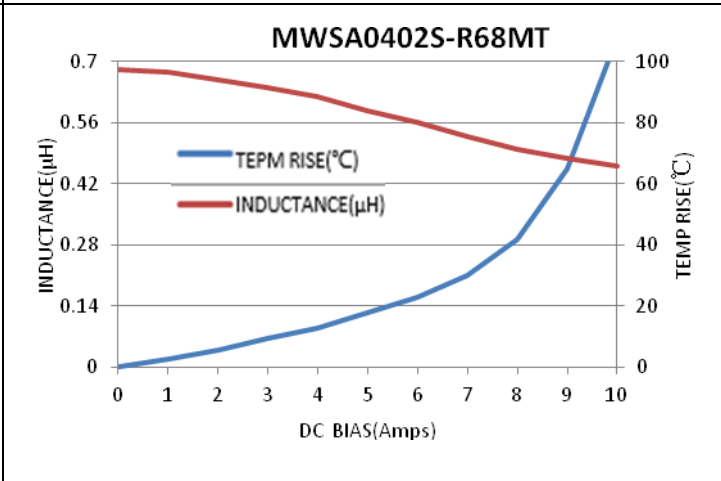
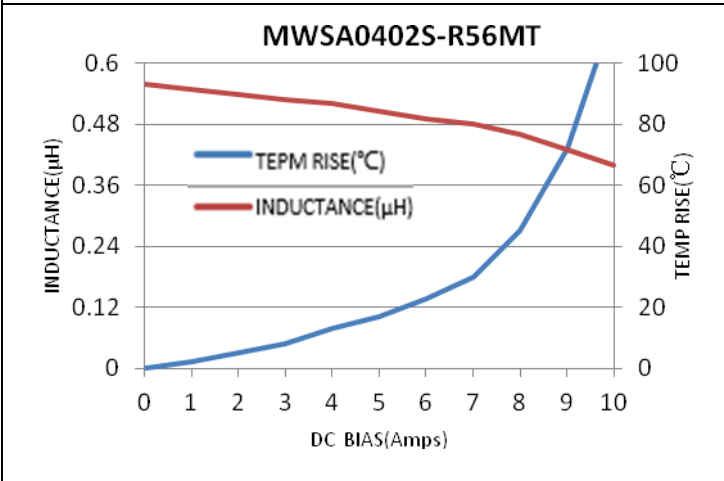
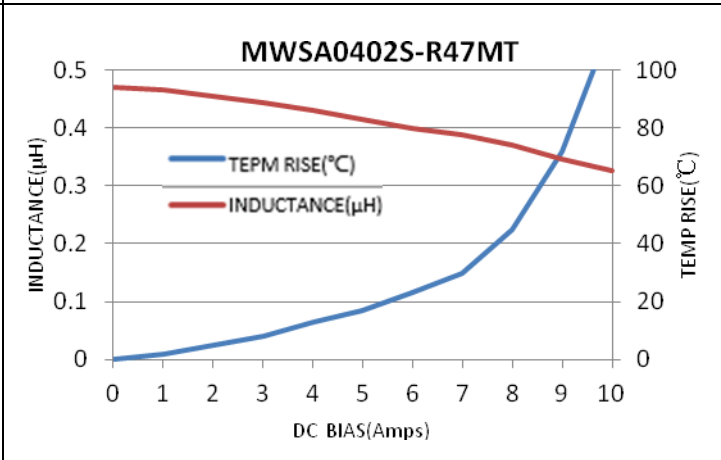
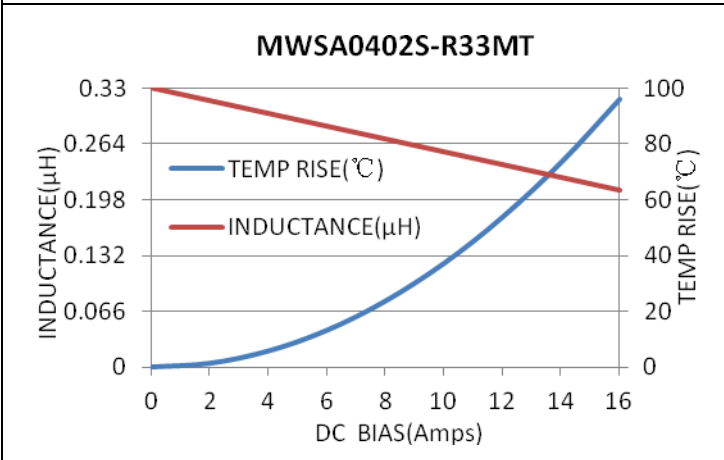
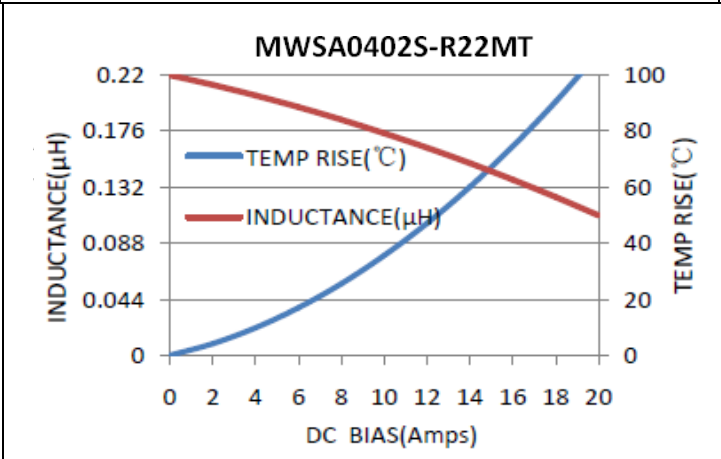
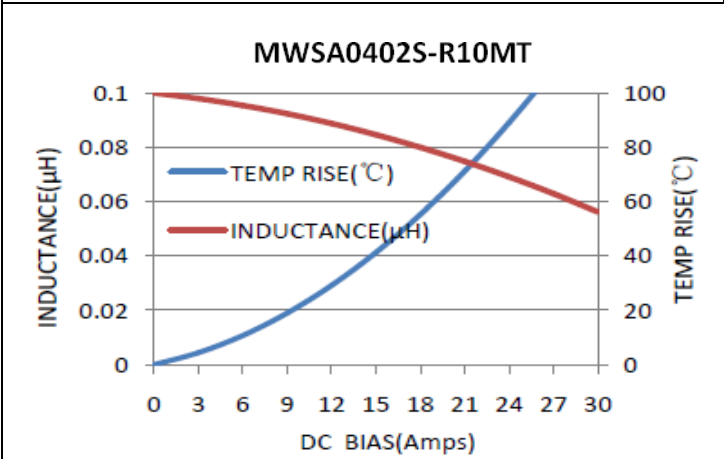
Part Number	Withstand voltage	Max frequency of application	Part Number	Withstand voltage	Max frequency of application
MWSA0402S-4R7MT	30V	2MHz	MWSA0603S-R56MT	30V	3MHz
MWSA0503S-100MT	30V	2MHz	MWSA0605S-1R5MT	30V	3MHz
MWSA0518S-100MT	30V	2MHz	MWSA0615S-220MT	30V	1MHz
MWSA0518S-2R2MT	30V	2MHz	MWSA0624S-100MT	30V	2MHz
MWSA0518S-4R7MT	30V	2MHz	MWSA0624S-2R2MT	30V	2MHz
MWSA0603S-1R0MT	30V	3MHz	MWSA1004S-100MT	30V	2MHz
MWSA0603S-220MT	30V	1MHz	MWSA1004S-6R8MT	30V	2MHz



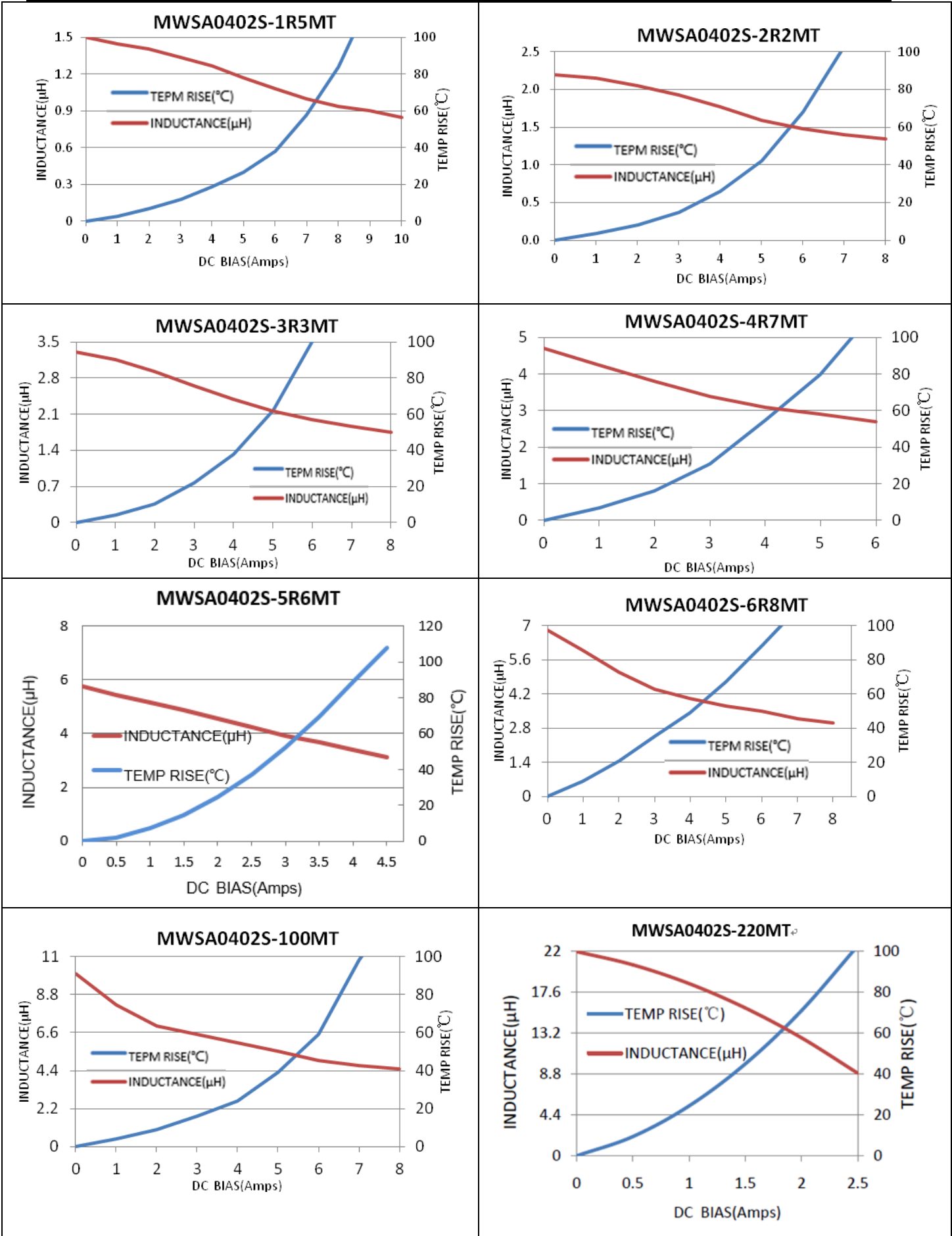


Performance Graphs	
Test Instruments	Test Condition

Wayne kerr 3260B/G LCR Meter Wayne kerr 3265B Bias Current Source	Temperature: $26 \pm 3^{\circ}\text{C}$ Humidity: < 70% RH Frequency: 100 KHz, 1.0V
--	---

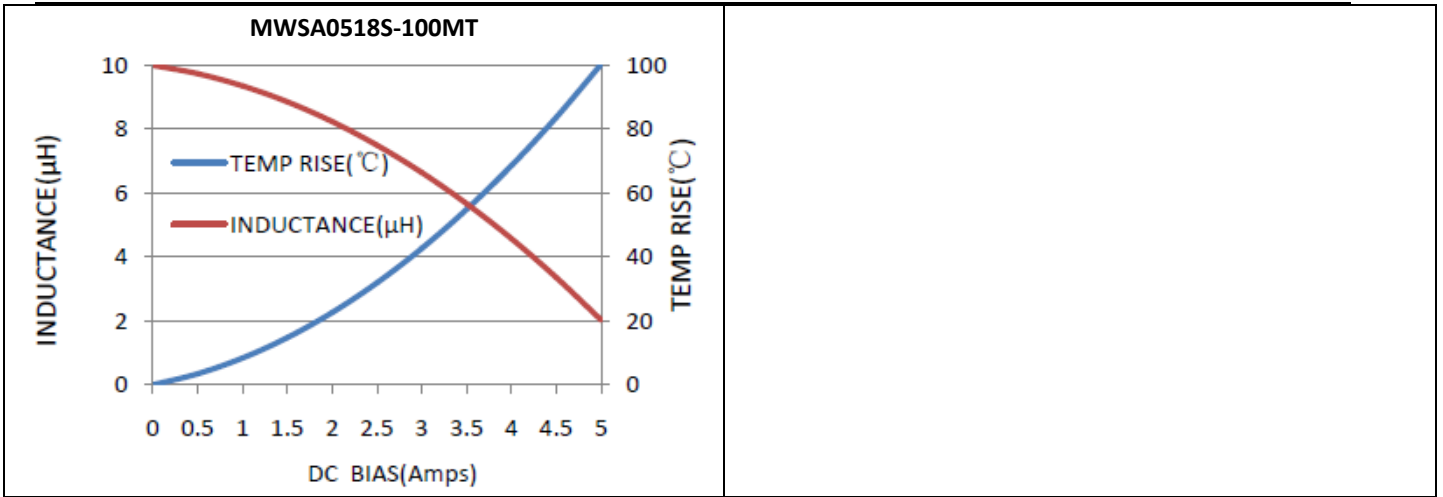






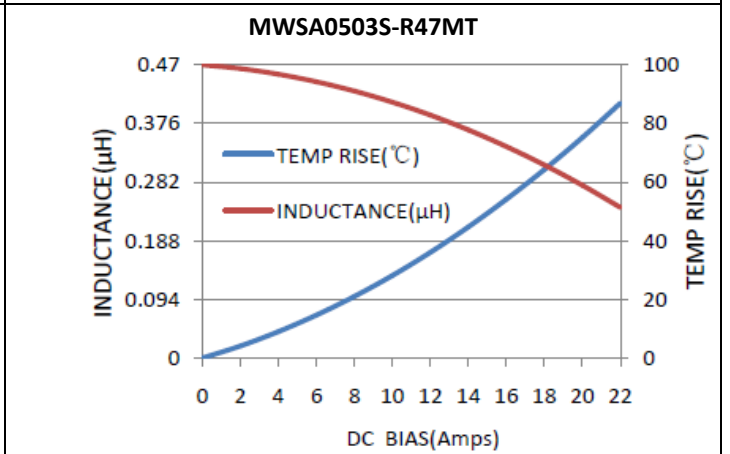
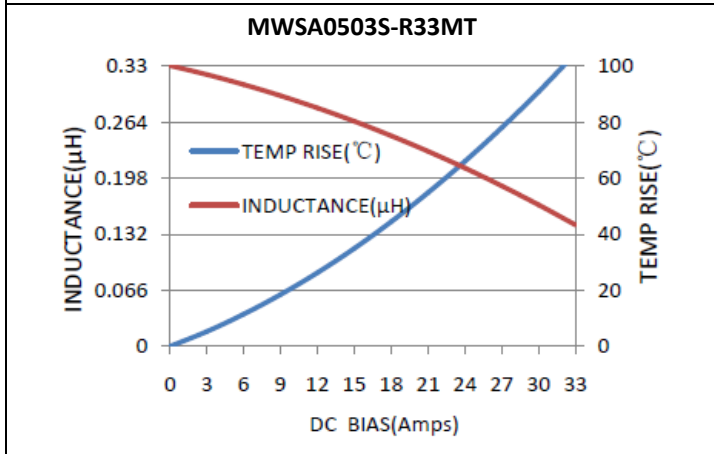
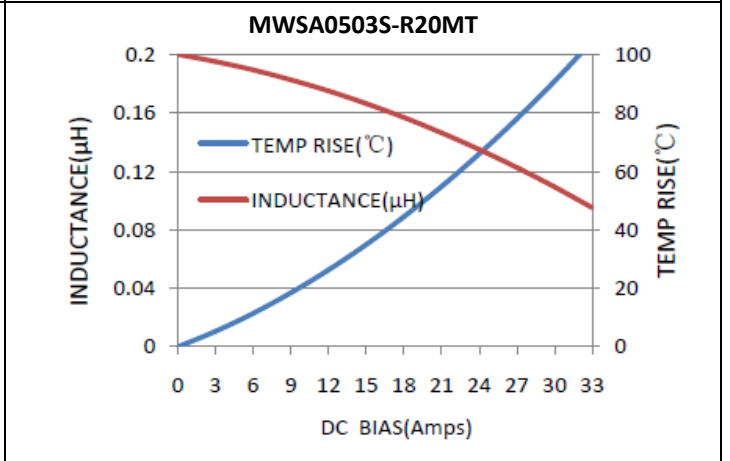
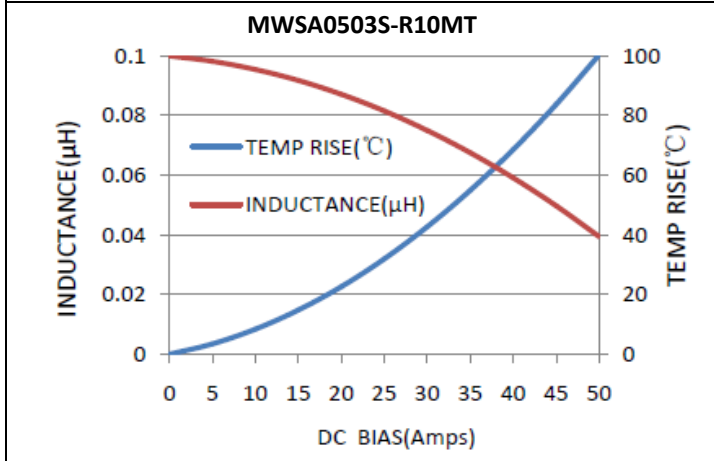


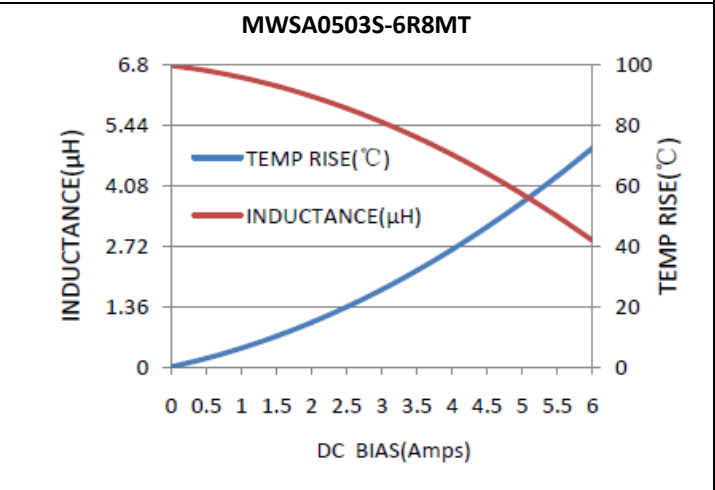
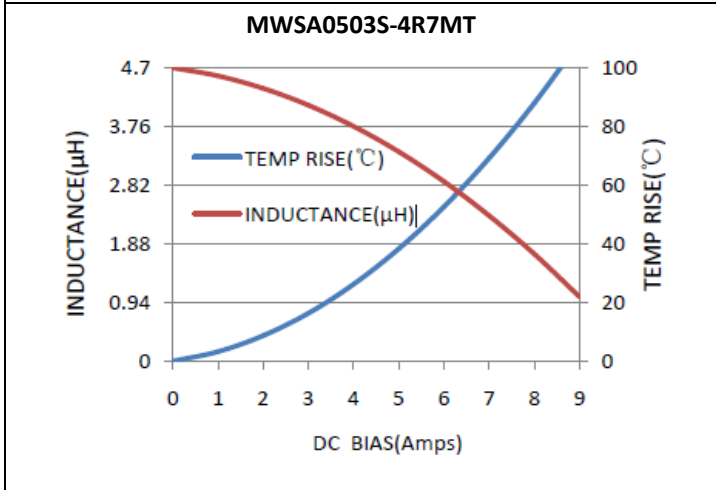
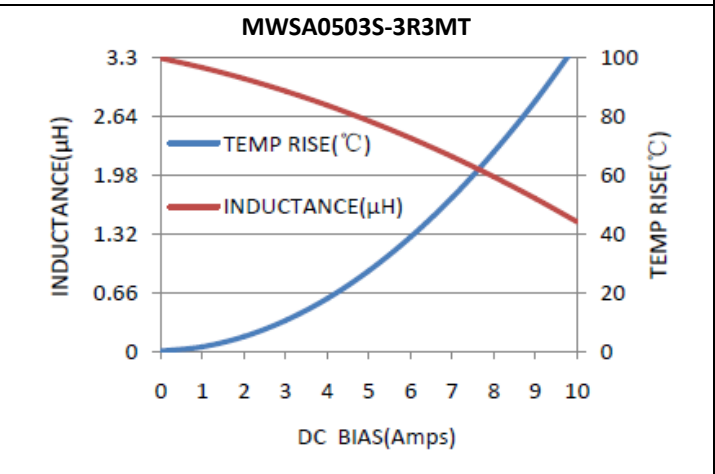
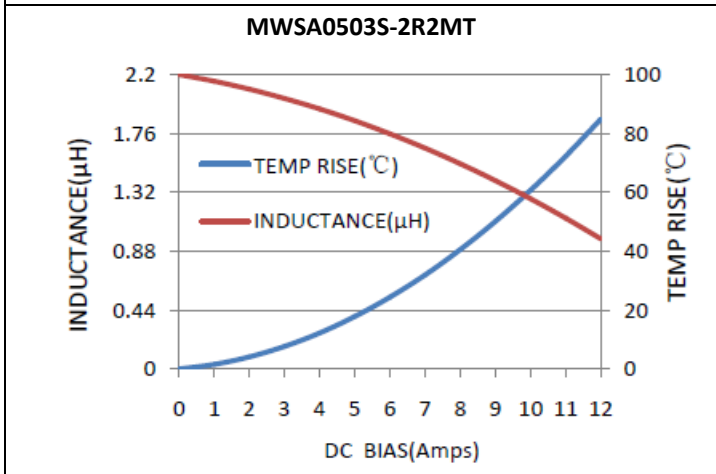
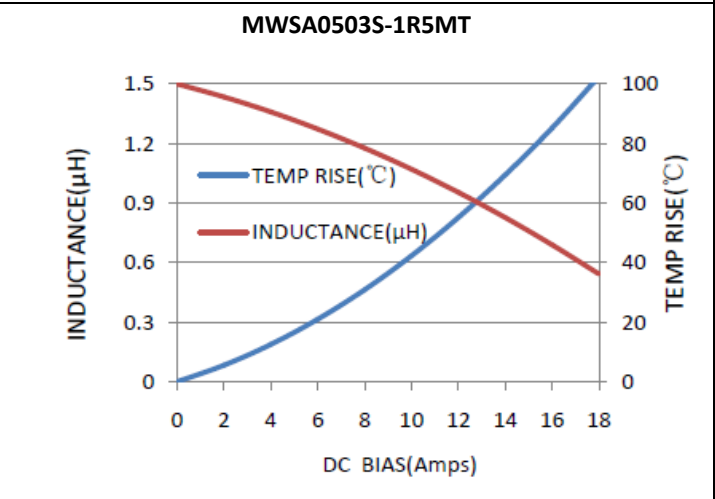
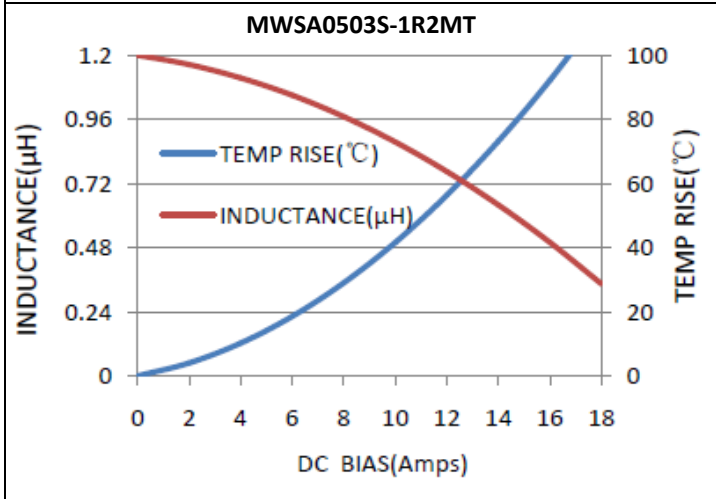
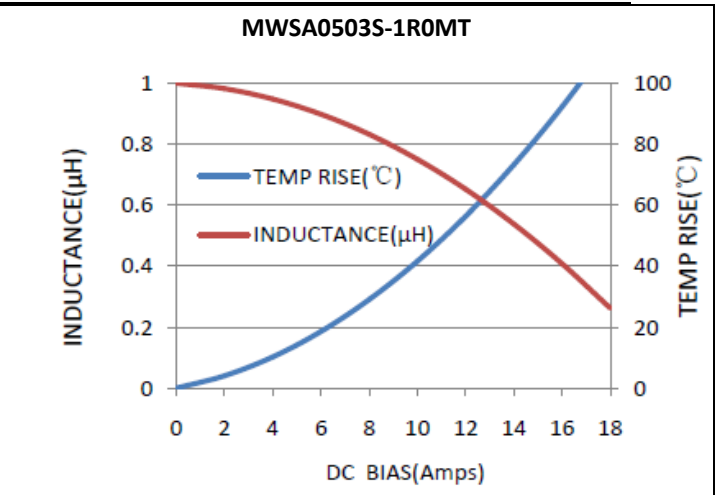
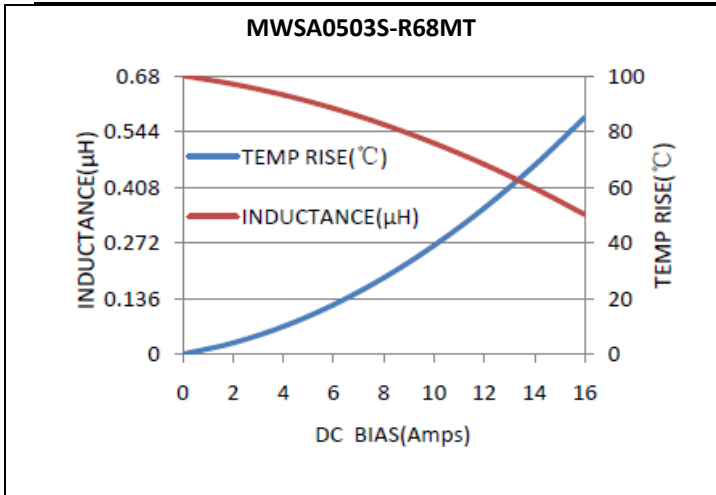
Performance Graphs																																																																															
Test Instruments	Test Condition																																																																														
Wayne kerr 3260B/G LCR Meter Wayne kerr 3265B Bias Current Source	Temperature: 26 ± 3°C Humidity: < 70% RH Frequency: 100 KHz, 1.0V																																																																														
<p><b>MWSA0518S-R47MT</b></p> <table border="1"> <caption>Data for MWSA0518S-R47MT</caption> <thead> <tr> <th>DC BIAS (Amps)</th> <th>INDUCTANCE (µH)</th> <th>TEMP RISE (°C)</th> </tr> </thead> <tbody> <tr><td>0</td><td>0.47</td><td>0</td></tr> <tr><td>2</td><td>0.42</td><td>5</td></tr> <tr><td>4</td><td>0.38</td><td>10</td></tr> <tr><td>6</td><td>0.34</td><td>15</td></tr> <tr><td>8</td><td>0.30</td><td>20</td></tr> <tr><td>10</td><td>0.26</td><td>25</td></tr> <tr><td>12</td><td>0.22</td><td>30</td></tr> <tr><td>14</td><td>0.188</td><td>35</td></tr> <tr><td>16</td><td>0.15</td><td>40</td></tr> <tr><td>18</td><td>0.12</td><td>45</td></tr> <tr><td>20</td><td>0.094</td><td>50</td></tr> <tr><td>22</td><td>0.07</td><td>55</td></tr> </tbody> </table>	DC BIAS (Amps)	INDUCTANCE (µH)	TEMP RISE (°C)	0	0.47	0	2	0.42	5	4	0.38	10	6	0.34	15	8	0.30	20	10	0.26	25	12	0.22	30	14	0.188	35	16	0.15	40	18	0.12	45	20	0.094	50	22	0.07	55	<p><b>MWSA0518S-R56MT</b></p> <table border="1"> <caption>Data for MWSA0518S-R56MT</caption> <thead> <tr> <th>DC BIAS (Amps)</th> <th>INDUCTANCE (µH)</th> <th>TEMP RISE (°C)</th> </tr> </thead> <tbody> <tr><td>0</td><td>0.56</td><td>0</td></tr> <tr><td>2</td><td>0.51</td><td>5</td></tr> <tr><td>4</td><td>0.46</td><td>10</td></tr> <tr><td>6</td><td>0.41</td><td>15</td></tr> <tr><td>8</td><td>0.36</td><td>20</td></tr> <tr><td>10</td><td>0.31</td><td>25</td></tr> <tr><td>12</td><td>0.26</td><td>30</td></tr> <tr><td>14</td><td>0.22</td><td>35</td></tr> <tr><td>16</td><td>0.18</td><td>40</td></tr> <tr><td>18</td><td>0.14</td><td>45</td></tr> <tr><td>20</td><td>0.112</td><td>50</td></tr> <tr><td>22</td><td>0.085</td><td>55</td></tr> </tbody> </table>	DC BIAS (Amps)	INDUCTANCE (µH)	TEMP RISE (°C)	0	0.56	0	2	0.51	5	4	0.46	10	6	0.41	15	8	0.36	20	10	0.31	25	12	0.26	30	14	0.22	35	16	0.18	40	18	0.14	45	20	0.112	50	22	0.085	55
DC BIAS (Amps)	INDUCTANCE (µH)	TEMP RISE (°C)																																																																													
0	0.47	0																																																																													
2	0.42	5																																																																													
4	0.38	10																																																																													
6	0.34	15																																																																													
8	0.30	20																																																																													
10	0.26	25																																																																													
12	0.22	30																																																																													
14	0.188	35																																																																													
16	0.15	40																																																																													
18	0.12	45																																																																													
20	0.094	50																																																																													
22	0.07	55																																																																													
DC BIAS (Amps)	INDUCTANCE (µH)	TEMP RISE (°C)																																																																													
0	0.56	0																																																																													
2	0.51	5																																																																													
4	0.46	10																																																																													
6	0.41	15																																																																													
8	0.36	20																																																																													
10	0.31	25																																																																													
12	0.26	30																																																																													
14	0.22	35																																																																													
16	0.18	40																																																																													
18	0.14	45																																																																													
20	0.112	50																																																																													
22	0.085	55																																																																													
<p><b>MWSA0518S-1R0MT</b></p> <table border="1"> <caption>Data for MWSA0518S-1R0MT</caption> <thead> <tr> <th>DC BIAS (Amps)</th> <th>INDUCTANCE (µH)</th> <th>TEMP RISE (°C)</th> </tr> </thead> <tbody> <tr><td>0</td><td>1.0</td><td>0</td></tr> <tr><td>2</td><td>0.9</td><td>5</td></tr> <tr><td>4</td><td>0.8</td><td>10</td></tr> <tr><td>6</td><td>0.7</td><td>15</td></tr> <tr><td>8</td><td>0.6</td><td>20</td></tr> <tr><td>10</td><td>0.5</td><td>25</td></tr> <tr><td>12</td><td>0.4</td><td>30</td></tr> <tr><td>14</td><td>0.3</td><td>35</td></tr> </tbody> </table>	DC BIAS (Amps)	INDUCTANCE (µH)	TEMP RISE (°C)	0	1.0	0	2	0.9	5	4	0.8	10	6	0.7	15	8	0.6	20	10	0.5	25	12	0.4	30	14	0.3	35	<p><b>MWSA0518S-1R5MT</b></p> <table border="1"> <caption>Data for MWSA0518S-1R5MT</caption> <thead> <tr> <th>DC BIAS (Amps)</th> <th>INDUCTANCE (µH)</th> <th>TEMP RISE (°C)</th> </tr> </thead> <tbody> <tr><td>0</td><td>1.5</td><td>0</td></tr> <tr><td>2</td><td>1.35</td><td>5</td></tr> <tr><td>4</td><td>1.2</td><td>10</td></tr> <tr><td>6</td><td>1.05</td><td>15</td></tr> <tr><td>8</td><td>0.9</td><td>20</td></tr> <tr><td>10</td><td>0.75</td><td>25</td></tr> <tr><td>12</td><td>0.6</td><td>30</td></tr> <tr><td>14</td><td>0.45</td><td>35</td></tr> <tr><td>16</td><td>0.3</td><td>40</td></tr> </tbody> </table>	DC BIAS (Amps)	INDUCTANCE (µH)	TEMP RISE (°C)	0	1.5	0	2	1.35	5	4	1.2	10	6	1.05	15	8	0.9	20	10	0.75	25	12	0.6	30	14	0.45	35	16	0.3	40																					
DC BIAS (Amps)	INDUCTANCE (µH)	TEMP RISE (°C)																																																																													
0	1.0	0																																																																													
2	0.9	5																																																																													
4	0.8	10																																																																													
6	0.7	15																																																																													
8	0.6	20																																																																													
10	0.5	25																																																																													
12	0.4	30																																																																													
14	0.3	35																																																																													
DC BIAS (Amps)	INDUCTANCE (µH)	TEMP RISE (°C)																																																																													
0	1.5	0																																																																													
2	1.35	5																																																																													
4	1.2	10																																																																													
6	1.05	15																																																																													
8	0.9	20																																																																													
10	0.75	25																																																																													
12	0.6	30																																																																													
14	0.45	35																																																																													
16	0.3	40																																																																													
<p><b>MWSA0518S-2R2MT</b></p> <table border="1"> <caption>Data for MWSA0518S-2R2MT</caption> <thead> <tr> <th>DC BIAS (Amps)</th> <th>INDUCTANCE (µH)</th> <th>TEMP RISE (°C)</th> </tr> </thead> <tbody> <tr><td>0</td><td>2.2</td><td>0</td></tr> <tr><td>1</td><td>2.0</td><td>5</td></tr> <tr><td>2</td><td>1.8</td><td>10</td></tr> <tr><td>3</td><td>1.6</td><td>15</td></tr> <tr><td>4</td><td>1.4</td><td>20</td></tr> <tr><td>5</td><td>1.2</td><td>25</td></tr> <tr><td>6</td><td>1.0</td><td>30</td></tr> <tr><td>7</td><td>0.88</td><td>35</td></tr> <tr><td>8</td><td>0.76</td><td>40</td></tr> <tr><td>9</td><td>0.64</td><td>45</td></tr> <tr><td>10</td><td>0.52</td><td>50</td></tr> <tr><td>11</td><td>0.4</td><td>55</td></tr> </tbody> </table>	DC BIAS (Amps)	INDUCTANCE (µH)	TEMP RISE (°C)	0	2.2	0	1	2.0	5	2	1.8	10	3	1.6	15	4	1.4	20	5	1.2	25	6	1.0	30	7	0.88	35	8	0.76	40	9	0.64	45	10	0.52	50	11	0.4	55	<p><b>MWSA0518S-3R3MT</b></p> <table border="1"> <caption>Data for MWSA0518S-3R3MT</caption> <thead> <tr> <th>DC BIAS (Amps)</th> <th>INDUCTANCE (µH)</th> <th>TEMP RISE (°C)</th> </tr> </thead> <tbody> <tr><td>0</td><td>3.3</td><td>0</td></tr> <tr><td>1</td><td>3.0</td><td>5</td></tr> <tr><td>2</td><td>2.7</td><td>10</td></tr> <tr><td>3</td><td>2.4</td><td>15</td></tr> <tr><td>4</td><td>2.1</td><td>20</td></tr> <tr><td>5</td><td>1.8</td><td>25</td></tr> <tr><td>6</td><td>1.5</td><td>30</td></tr> <tr><td>7</td><td>1.2</td><td>35</td></tr> <tr><td>8</td><td>0.9</td><td>40</td></tr> </tbody> </table>	DC BIAS (Amps)	INDUCTANCE (µH)	TEMP RISE (°C)	0	3.3	0	1	3.0	5	2	2.7	10	3	2.4	15	4	2.1	20	5	1.8	25	6	1.5	30	7	1.2	35	8	0.9	40									
DC BIAS (Amps)	INDUCTANCE (µH)	TEMP RISE (°C)																																																																													
0	2.2	0																																																																													
1	2.0	5																																																																													
2	1.8	10																																																																													
3	1.6	15																																																																													
4	1.4	20																																																																													
5	1.2	25																																																																													
6	1.0	30																																																																													
7	0.88	35																																																																													
8	0.76	40																																																																													
9	0.64	45																																																																													
10	0.52	50																																																																													
11	0.4	55																																																																													
DC BIAS (Amps)	INDUCTANCE (µH)	TEMP RISE (°C)																																																																													
0	3.3	0																																																																													
1	3.0	5																																																																													
2	2.7	10																																																																													
3	2.4	15																																																																													
4	2.1	20																																																																													
5	1.8	25																																																																													
6	1.5	30																																																																													
7	1.2	35																																																																													
8	0.9	40																																																																													
<p><b>MWSA0518S-4R7MT</b></p> <table border="1"> <caption>Data for MWSA0518S-4R7MT</caption> <thead> <tr> <th>DC BIAS (Amps)</th> <th>INDUCTANCE (µH)</th> <th>TEMP RISE (°C)</th> </tr> </thead> <tbody> <tr><td>0</td><td>4.7</td><td>0</td></tr> <tr><td>1</td><td>4.3</td><td>5</td></tr> <tr><td>2</td><td>3.9</td><td>10</td></tr> <tr><td>3</td><td>3.5</td><td>15</td></tr> <tr><td>4</td><td>3.1</td><td>20</td></tr> <tr><td>5</td><td>2.7</td><td>25</td></tr> <tr><td>6</td><td>2.3</td><td>30</td></tr> </tbody> </table>	DC BIAS (Amps)	INDUCTANCE (µH)	TEMP RISE (°C)	0	4.7	0	1	4.3	5	2	3.9	10	3	3.5	15	4	3.1	20	5	2.7	25	6	2.3	30	<p><b>MWSA0518S-6R8MT</b></p> <table border="1"> <caption>Data for MWSA0518S-6R8MT</caption> <thead> <tr> <th>DC BIAS (Amps)</th> <th>INDUCTANCE (µH)</th> <th>TEMP RISE (°C)</th> </tr> </thead> <tbody> <tr><td>0</td><td>6.8</td><td>0</td></tr> <tr><td>0.5</td><td>6.3</td><td>5</td></tr> <tr><td>1</td><td>5.8</td><td>10</td></tr> <tr><td>1.5</td><td>5.3</td><td>15</td></tr> <tr><td>2</td><td>4.8</td><td>20</td></tr> <tr><td>2.5</td><td>4.3</td><td>25</td></tr> <tr><td>3</td><td>3.8</td><td>30</td></tr> <tr><td>3.5</td><td>3.3</td><td>35</td></tr> <tr><td>4</td><td>2.8</td><td>40</td></tr> <tr><td>4.5</td><td>2.3</td><td>45</td></tr> <tr><td>5</td><td>1.88</td><td>50</td></tr> </tbody> </table>	DC BIAS (Amps)	INDUCTANCE (µH)	TEMP RISE (°C)	0	6.8	0	0.5	6.3	5	1	5.8	10	1.5	5.3	15	2	4.8	20	2.5	4.3	25	3	3.8	30	3.5	3.3	35	4	2.8	40	4.5	2.3	45	5	1.88	50																		
DC BIAS (Amps)	INDUCTANCE (µH)	TEMP RISE (°C)																																																																													
0	4.7	0																																																																													
1	4.3	5																																																																													
2	3.9	10																																																																													
3	3.5	15																																																																													
4	3.1	20																																																																													
5	2.7	25																																																																													
6	2.3	30																																																																													
DC BIAS (Amps)	INDUCTANCE (µH)	TEMP RISE (°C)																																																																													
0	6.8	0																																																																													
0.5	6.3	5																																																																													
1	5.8	10																																																																													
1.5	5.3	15																																																																													
2	4.8	20																																																																													
2.5	4.3	25																																																																													
3	3.8	30																																																																													
3.5	3.3	35																																																																													
4	2.8	40																																																																													
4.5	2.3	45																																																																													
5	1.88	50																																																																													

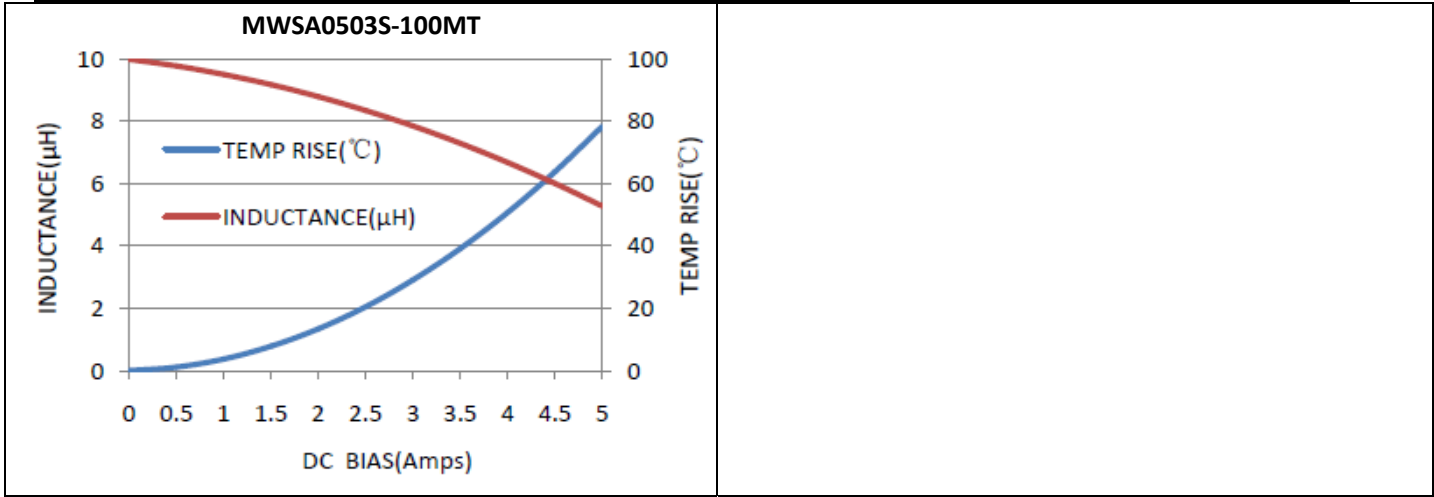


**Performance Graphs**

<b>Test Instruments</b>	<b>Test Condition</b>
Wayne kerr 3260B/G LCR Meter Wayne kerr 3265B Bias Current Source	Temperature: 26 ± 3°C Humidity: < 70% RH Frequency: 100 KHz, 1.0V

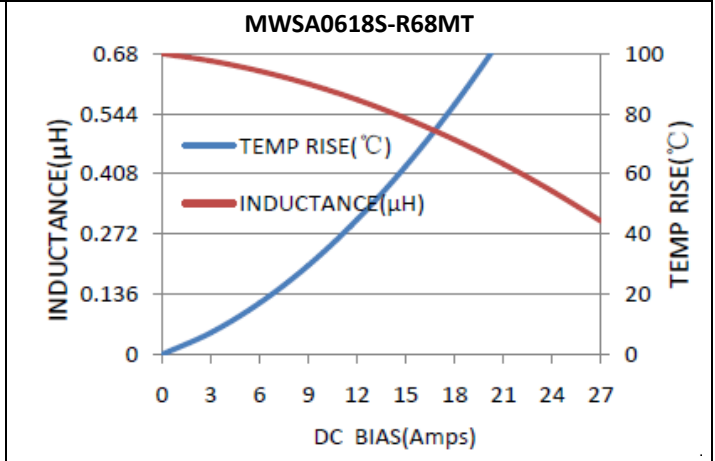
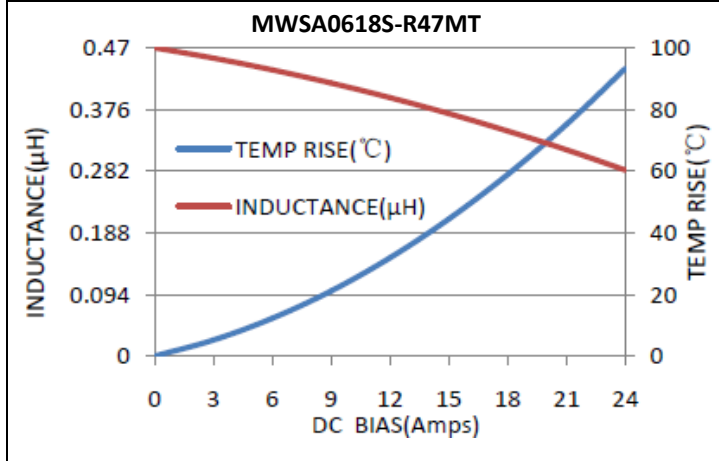
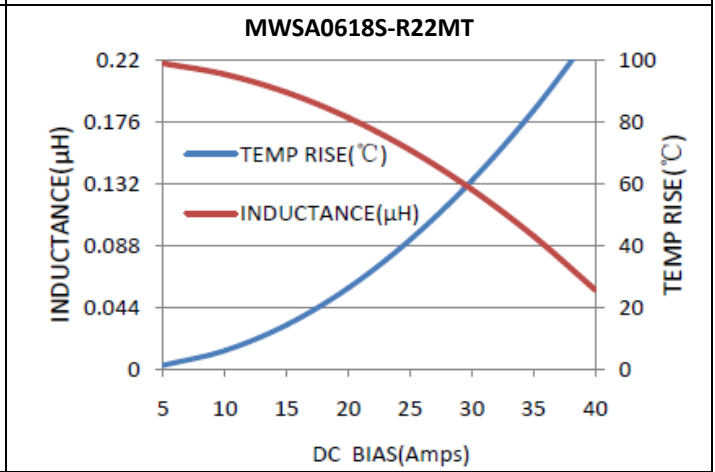
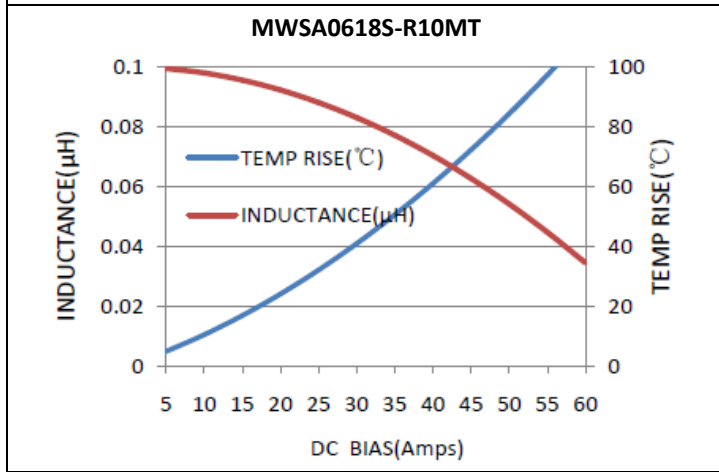


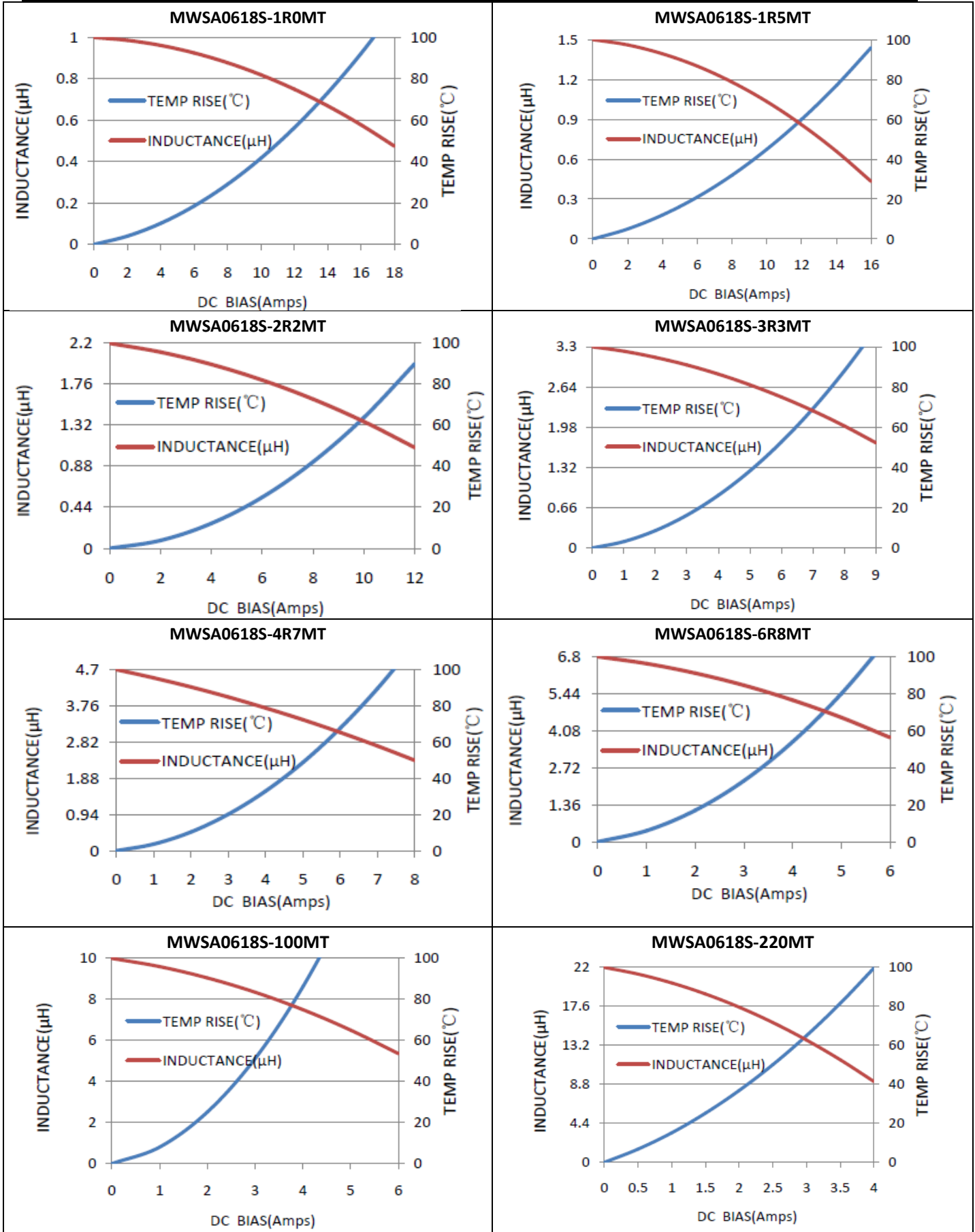




**Performance Graphs**

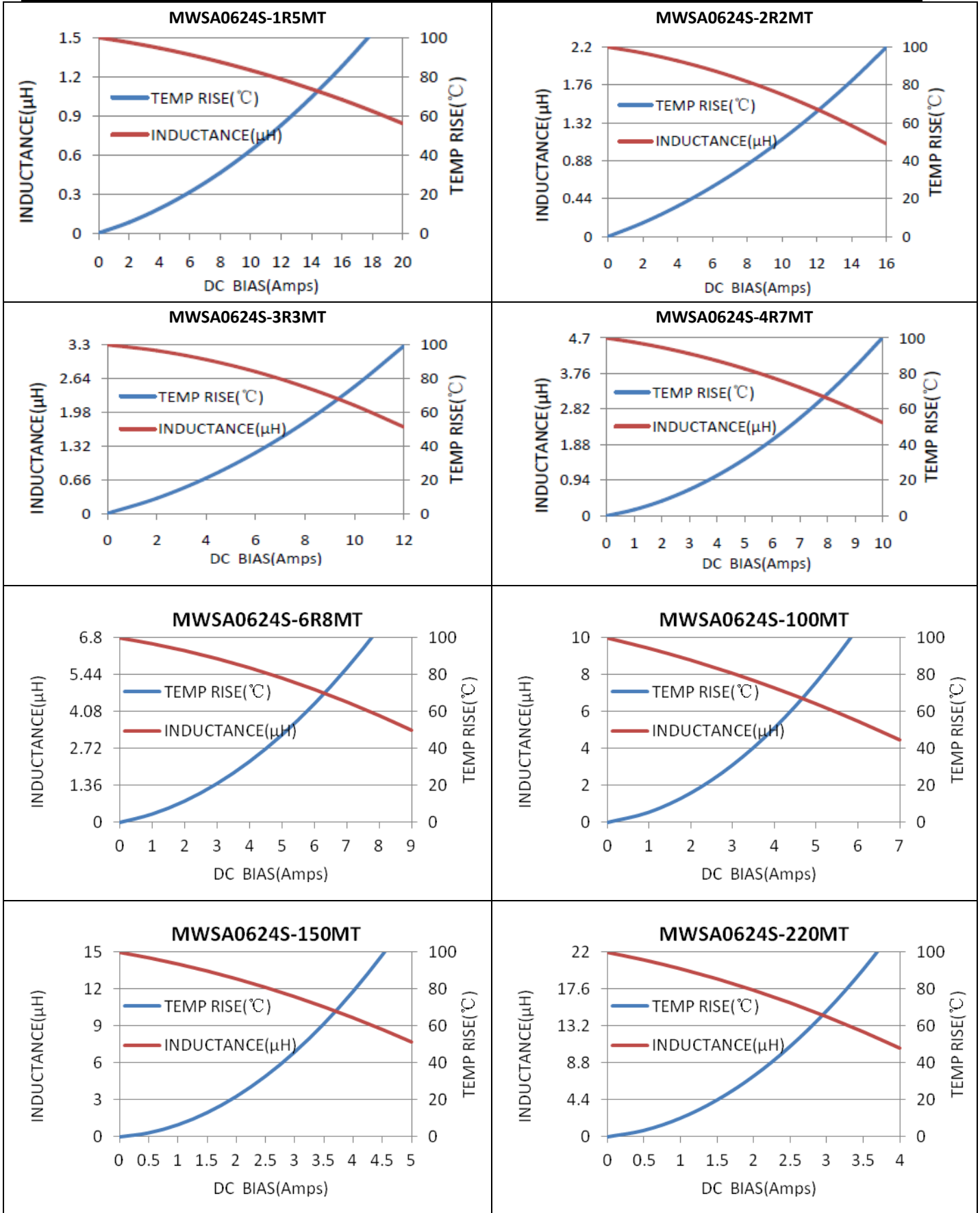
Test Instruments	Test Condition
Wayne kerr 3260B/G LCR Meter	Temperature: 26 ± 3°C
Wayne kerr 3265B Bias Current Source	Humidity: < 70% RH
	Frequency: 100 KHz, 1.0V





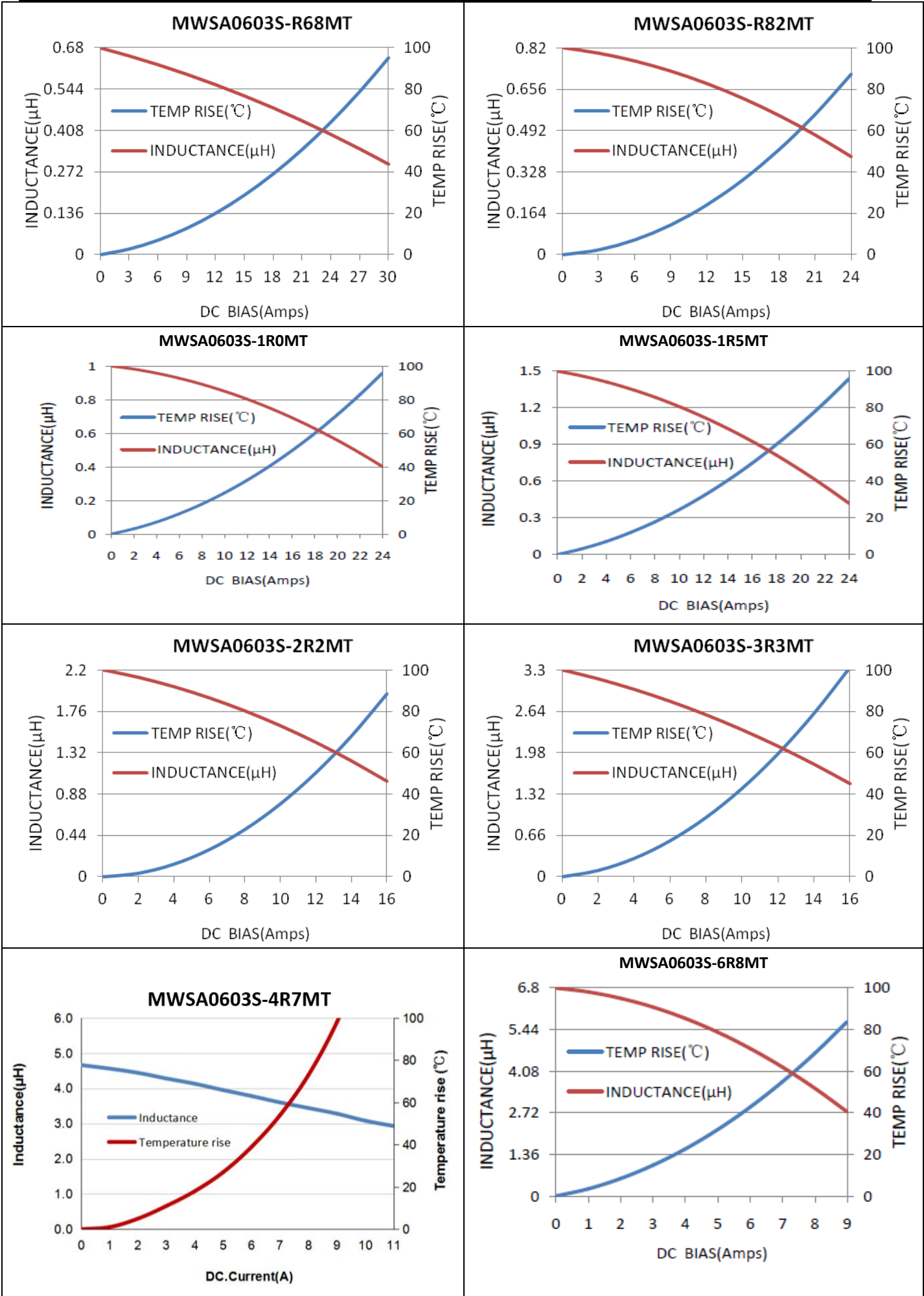
Performance Graphs																																																																						
Test Instruments	Test Condition																																																																					
Wayne kerr 3260B/G LCR Meter Wayne kerr 3265B Bias Current Source	Temperature: 26 ± 3°C Humidity: < 70% RH Frequency: 100 KHz, 1.0V																																																																					
<p><b>MWSA0624S-R22MT</b></p> <table border="1"> <caption>Data for MWSA0624S-R22MT</caption> <thead> <tr> <th>DC BIAS (Amps)</th> <th>INDUCTANCE (µH)</th> <th>TEMP RISE (°C)</th> </tr> </thead> <tbody> <tr><td>0</td><td>0.22</td><td>0</td></tr> <tr><td>5</td><td>0.19</td><td>5</td></tr> <tr><td>10</td><td>0.17</td><td>10</td></tr> <tr><td>15</td><td>0.15</td><td>15</td></tr> <tr><td>20</td><td>0.13</td><td>20</td></tr> <tr><td>25</td><td>0.11</td><td>25</td></tr> <tr><td>30</td><td>0.09</td><td>30</td></tr> <tr><td>35</td><td>0.08</td><td>35</td></tr> <tr><td>40</td><td>0.08</td><td>40</td></tr> <tr><td>45</td><td>0.08</td><td>45</td></tr> <tr><td>50</td><td>0.08</td><td>50</td></tr> </tbody> </table>	DC BIAS (Amps)	INDUCTANCE (µH)	TEMP RISE (°C)	0	0.22	0	5	0.19	5	10	0.17	10	15	0.15	15	20	0.13	20	25	0.11	25	30	0.09	30	35	0.08	35	40	0.08	40	45	0.08	45	50	0.08	50	<p><b>MWSA0624S-R33MT</b></p> <table border="1"> <caption>Data for MWSA0624S-R33MT</caption> <thead> <tr> <th>DC BIAS (Amps)</th> <th>INDUCTANCE (µH)</th> <th>TEMP RISE (°C)</th> </tr> </thead> <tbody> <tr><td>0</td><td>0.33</td><td>0</td></tr> <tr><td>5</td><td>0.29</td><td>5</td></tr> <tr><td>10</td><td>0.26</td><td>10</td></tr> <tr><td>15</td><td>0.23</td><td>15</td></tr> <tr><td>20</td><td>0.20</td><td>20</td></tr> <tr><td>25</td><td>0.18</td><td>25</td></tr> <tr><td>30</td><td>0.16</td><td>30</td></tr> <tr><td>35</td><td>0.14</td><td>35</td></tr> <tr><td>40</td><td>0.13</td><td>40</td></tr> </tbody> </table>	DC BIAS (Amps)	INDUCTANCE (µH)	TEMP RISE (°C)	0	0.33	0	5	0.29	5	10	0.26	10	15	0.23	15	20	0.20	20	25	0.18	25	30	0.16	30	35	0.14	35	40	0.13	40			
DC BIAS (Amps)	INDUCTANCE (µH)	TEMP RISE (°C)																																																																				
0	0.22	0																																																																				
5	0.19	5																																																																				
10	0.17	10																																																																				
15	0.15	15																																																																				
20	0.13	20																																																																				
25	0.11	25																																																																				
30	0.09	30																																																																				
35	0.08	35																																																																				
40	0.08	40																																																																				
45	0.08	45																																																																				
50	0.08	50																																																																				
DC BIAS (Amps)	INDUCTANCE (µH)	TEMP RISE (°C)																																																																				
0	0.33	0																																																																				
5	0.29	5																																																																				
10	0.26	10																																																																				
15	0.23	15																																																																				
20	0.20	20																																																																				
25	0.18	25																																																																				
30	0.16	30																																																																				
35	0.14	35																																																																				
40	0.13	40																																																																				
<p><b>MWSA0624S-R47MT</b></p> <table border="1"> <caption>Data for MWSA0624S-R47MT</caption> <thead> <tr> <th>DC BIAS (Amps)</th> <th>INDUCTANCE (µH)</th> <th>TEMP RISE (°C)</th> </tr> </thead> <tbody> <tr><td>0</td><td>0.47</td><td>0</td></tr> <tr><td>3</td><td>0.43</td><td>3</td></tr> <tr><td>6</td><td>0.40</td><td>6</td></tr> <tr><td>9</td><td>0.37</td><td>9</td></tr> <tr><td>12</td><td>0.34</td><td>12</td></tr> <tr><td>15</td><td>0.31</td><td>15</td></tr> <tr><td>18</td><td>0.28</td><td>18</td></tr> <tr><td>21</td><td>0.25</td><td>21</td></tr> <tr><td>24</td><td>0.22</td><td>24</td></tr> <tr><td>27</td><td>0.20</td><td>27</td></tr> <tr><td>30</td><td>0.19</td><td>30</td></tr> <tr><td>33</td><td>0.18</td><td>33</td></tr> </tbody> </table>	DC BIAS (Amps)	INDUCTANCE (µH)	TEMP RISE (°C)	0	0.47	0	3	0.43	3	6	0.40	6	9	0.37	9	12	0.34	12	15	0.31	15	18	0.28	18	21	0.25	21	24	0.22	24	27	0.20	27	30	0.19	30	33	0.18	33	<p><b>MWSA0624S-R56MT</b></p> <table border="1"> <caption>Data for MWSA0624S-R56MT</caption> <thead> <tr> <th>DC BIAS (Amps)</th> <th>INDUCTANCE (µH)</th> <th>TEMP RISE (°C)</th> </tr> </thead> <tbody> <tr><td>0</td><td>0.56</td><td>0</td></tr> <tr><td>3</td><td>0.52</td><td>3</td></tr> <tr><td>6</td><td>0.48</td><td>6</td></tr> <tr><td>9</td><td>0.44</td><td>9</td></tr> <tr><td>12</td><td>0.40</td><td>12</td></tr> <tr><td>15</td><td>0.36</td><td>15</td></tr> <tr><td>18</td><td>0.32</td><td>18</td></tr> <tr><td>21</td><td>0.28</td><td>21</td></tr> <tr><td>24</td><td>0.22</td><td>24</td></tr> </tbody> </table>	DC BIAS (Amps)	INDUCTANCE (µH)	TEMP RISE (°C)	0	0.56	0	3	0.52	3	6	0.48	6	9	0.44	9	12	0.40	12	15	0.36	15	18	0.32	18	21	0.28	21	24	0.22	24
DC BIAS (Amps)	INDUCTANCE (µH)	TEMP RISE (°C)																																																																				
0	0.47	0																																																																				
3	0.43	3																																																																				
6	0.40	6																																																																				
9	0.37	9																																																																				
12	0.34	12																																																																				
15	0.31	15																																																																				
18	0.28	18																																																																				
21	0.25	21																																																																				
24	0.22	24																																																																				
27	0.20	27																																																																				
30	0.19	30																																																																				
33	0.18	33																																																																				
DC BIAS (Amps)	INDUCTANCE (µH)	TEMP RISE (°C)																																																																				
0	0.56	0																																																																				
3	0.52	3																																																																				
6	0.48	6																																																																				
9	0.44	9																																																																				
12	0.40	12																																																																				
15	0.36	15																																																																				
18	0.32	18																																																																				
21	0.28	21																																																																				
24	0.22	24																																																																				
<p><b>MWSA0624S-R68MT</b></p> <table border="1"> <caption>Data for MWSA0624S-R68MT</caption> <thead> <tr> <th>DC BIAS (Amps)</th> <th>INDUCTANCE (µH)</th> <th>TEMP RISE (°C)</th> </tr> </thead> <tbody> <tr><td>0</td><td>0.68</td><td>0</td></tr> <tr><td>3</td><td>0.64</td><td>3</td></tr> <tr><td>6</td><td>0.60</td><td>6</td></tr> <tr><td>9</td><td>0.56</td><td>9</td></tr> <tr><td>12</td><td>0.52</td><td>12</td></tr> <tr><td>15</td><td>0.48</td><td>15</td></tr> <tr><td>18</td><td>0.44</td><td>18</td></tr> <tr><td>21</td><td>0.40</td><td>21</td></tr> <tr><td>24</td><td>0.27</td><td>24</td></tr> </tbody> </table>	DC BIAS (Amps)	INDUCTANCE (µH)	TEMP RISE (°C)	0	0.68	0	3	0.64	3	6	0.60	6	9	0.56	9	12	0.52	12	15	0.48	15	18	0.44	18	21	0.40	21	24	0.27	24	<p><b>MWSA0624S-1R0MT</b></p> <table border="1"> <caption>Data for MWSA0624S-1R0MT</caption> <thead> <tr> <th>DC BIAS (Amps)</th> <th>INDUCTANCE (µH)</th> <th>TEMP RISE (°C)</th> </tr> </thead> <tbody> <tr><td>0</td><td>1.0</td><td>0</td></tr> <tr><td>2</td><td>0.95</td><td>2</td></tr> <tr><td>4</td><td>0.90</td><td>4</td></tr> <tr><td>6</td><td>0.85</td><td>6</td></tr> <tr><td>8</td><td>0.80</td><td>8</td></tr> <tr><td>10</td><td>0.75</td><td>10</td></tr> <tr><td>12</td><td>0.70</td><td>12</td></tr> <tr><td>14</td><td>0.65</td><td>14</td></tr> <tr><td>16</td><td>0.65</td><td>16</td></tr> <tr><td>18</td><td>0.65</td><td>18</td></tr> </tbody> </table>	DC BIAS (Amps)	INDUCTANCE (µH)	TEMP RISE (°C)	0	1.0	0	2	0.95	2	4	0.90	4	6	0.85	6	8	0.80	8	10	0.75	10	12	0.70	12	14	0.65	14	16	0.65	16	18	0.65	18						
DC BIAS (Amps)	INDUCTANCE (µH)	TEMP RISE (°C)																																																																				
0	0.68	0																																																																				
3	0.64	3																																																																				
6	0.60	6																																																																				
9	0.56	9																																																																				
12	0.52	12																																																																				
15	0.48	15																																																																				
18	0.44	18																																																																				
21	0.40	21																																																																				
24	0.27	24																																																																				
DC BIAS (Amps)	INDUCTANCE (µH)	TEMP RISE (°C)																																																																				
0	1.0	0																																																																				
2	0.95	2																																																																				
4	0.90	4																																																																				
6	0.85	6																																																																				
8	0.80	8																																																																				
10	0.75	10																																																																				
12	0.70	12																																																																				
14	0.65	14																																																																				
16	0.65	16																																																																				
18	0.65	18																																																																				


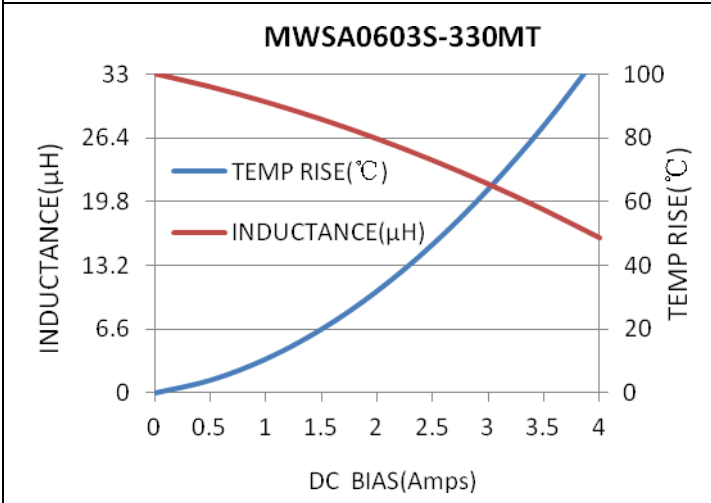
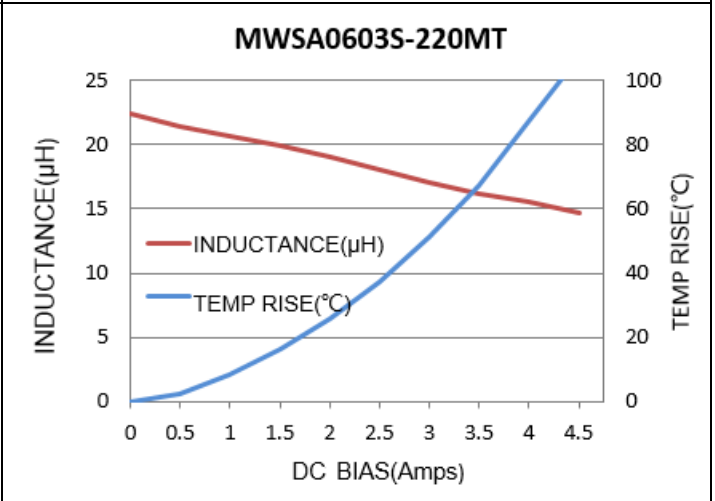
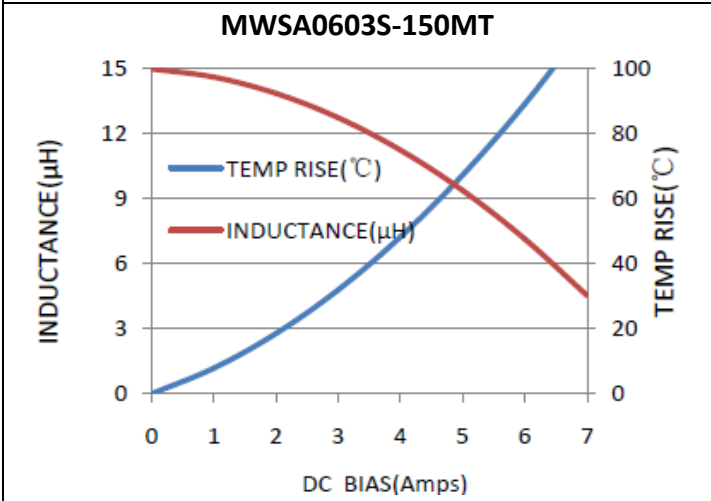
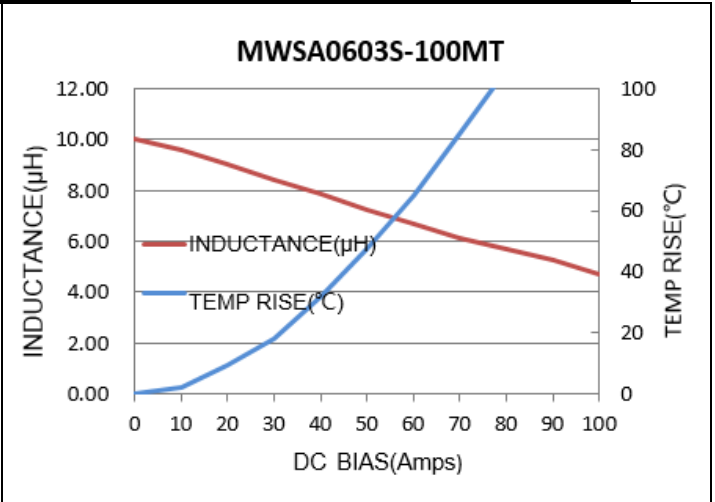
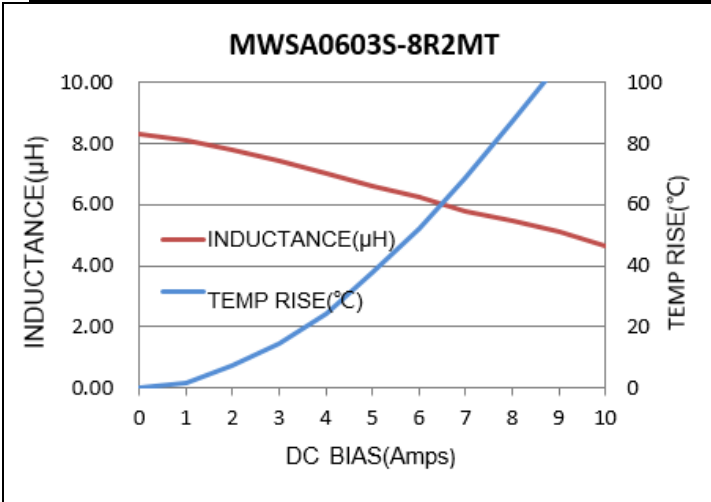




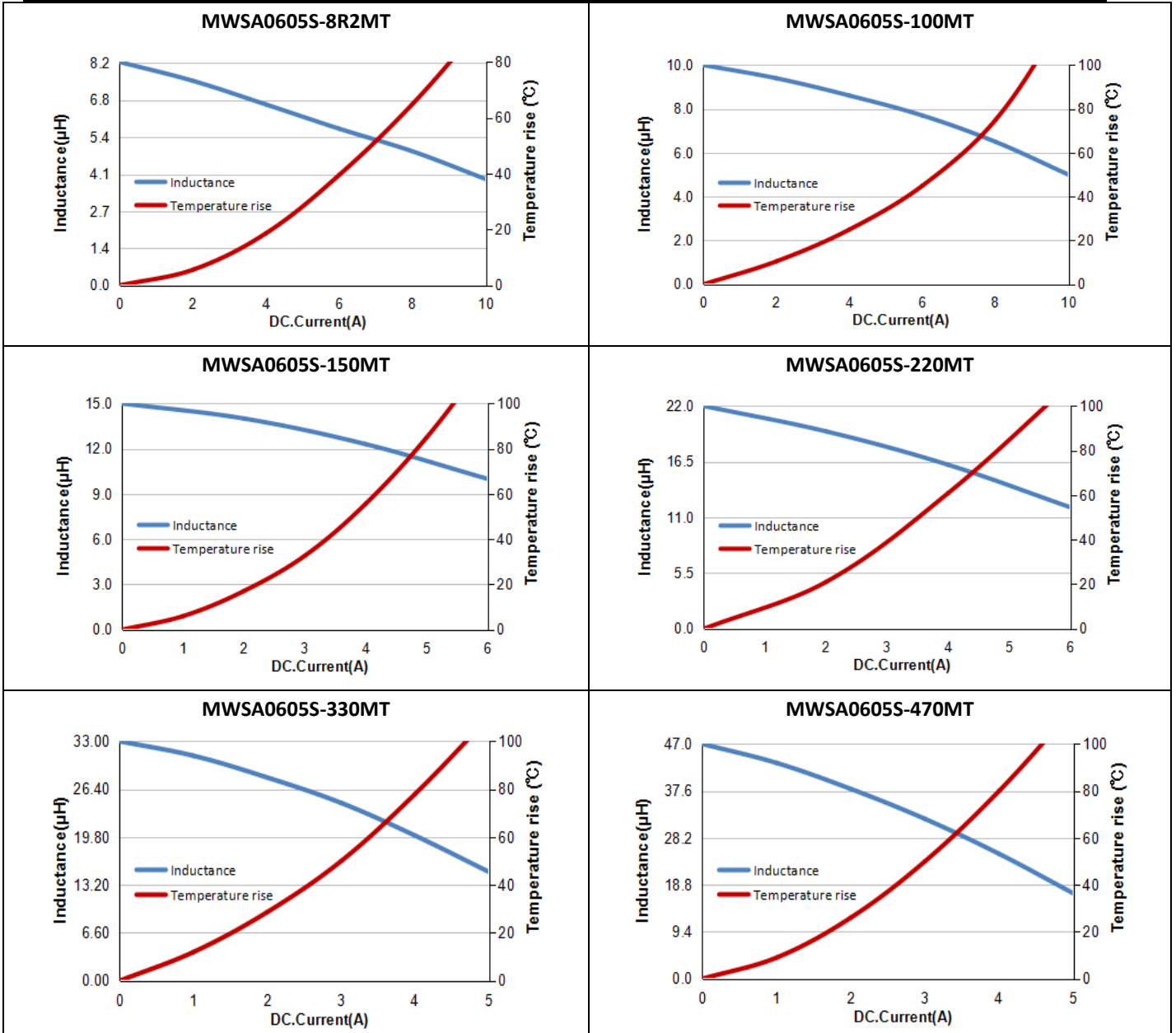
Performance Graphs																																																																									
Test Instruments	Test Condition																																																																								
Wayne kerr 3260B/G LCR Meter Wayne kerr 3265B Bias Current Source	Temperature: 26 ± 3°C Humidity: < 70% RH Frequency: 100 KHz, 1.0V																																																																								
<p style="text-align: center;"><b>MWSA0603S-R10MT</b></p> <table border="1"> <caption>Approximate data for MWSA0603S-R10MT</caption> <thead> <tr> <th>DC BIAS (Amps)</th> <th>INDUCTANCE (µH)</th> <th>TEMP RISE (°C)</th> </tr> </thead> <tbody> <tr><td>0</td><td>0.105</td><td>0</td></tr> <tr><td>10</td><td>0.100</td><td>10</td></tr> <tr><td>20</td><td>0.095</td><td>20</td></tr> <tr><td>30</td><td>0.090</td><td>30</td></tr> <tr><td>40</td><td>0.085</td><td>40</td></tr> <tr><td>50</td><td>0.080</td><td>50</td></tr> <tr><td>60</td><td>0.075</td><td>60</td></tr> <tr><td>70</td><td>0.070</td><td>70</td></tr> <tr><td>80</td><td>0.065</td><td>80</td></tr> <tr><td>90</td><td>0.060</td><td>90</td></tr> <tr><td>100</td><td>0.055</td><td>100</td></tr> </tbody> </table>	DC BIAS (Amps)	INDUCTANCE (µH)	TEMP RISE (°C)	0	0.105	0	10	0.100	10	20	0.095	20	30	0.090	30	40	0.085	40	50	0.080	50	60	0.075	60	70	0.070	70	80	0.065	80	90	0.060	90	100	0.055	100																																					
DC BIAS (Amps)	INDUCTANCE (µH)	TEMP RISE (°C)																																																																							
0	0.105	0																																																																							
10	0.100	10																																																																							
20	0.095	20																																																																							
30	0.090	30																																																																							
40	0.085	40																																																																							
50	0.080	50																																																																							
60	0.075	60																																																																							
70	0.070	70																																																																							
80	0.065	80																																																																							
90	0.060	90																																																																							
100	0.055	100																																																																							
<p style="text-align: center;"><b>MWSA0603S-R22MT</b></p> <table border="1"> <caption>Approximate data for MWSA0603S-R22MT</caption> <thead> <tr> <th>DC BIAS (Amps)</th> <th>INDUCTANCE (µH)</th> <th>TEMP RISE (°C)</th> </tr> </thead> <tbody> <tr><td>0</td><td>0.21</td><td>0</td></tr> <tr><td>5</td><td>0.205</td><td>5</td></tr> <tr><td>10</td><td>0.20</td><td>10</td></tr> <tr><td>15</td><td>0.195</td><td>15</td></tr> <tr><td>20</td><td>0.19</td><td>20</td></tr> <tr><td>25</td><td>0.185</td><td>25</td></tr> <tr><td>30</td><td>0.18</td><td>30</td></tr> <tr><td>35</td><td>0.175</td><td>35</td></tr> <tr><td>40</td><td>0.17</td><td>40</td></tr> <tr><td>45</td><td>0.165</td><td>45</td></tr> <tr><td>50</td><td>0.16</td><td>50</td></tr> </tbody> </table>	DC BIAS (Amps)	INDUCTANCE (µH)	TEMP RISE (°C)	0	0.21	0	5	0.205	5	10	0.20	10	15	0.195	15	20	0.19	20	25	0.185	25	30	0.18	30	35	0.175	35	40	0.17	40	45	0.165	45	50	0.16	50	<p style="text-align: center;"><b>MWSA0603S-R33MT</b></p> <table border="1"> <caption>Approximate data for MWSA0603S-R33MT</caption> <thead> <tr> <th>DC BIAS (Amps)</th> <th>INDUCTANCE (µH)</th> <th>TEMP RISE (°C)</th> </tr> </thead> <tbody> <tr><td>0</td><td>0.31</td><td>0</td></tr> <tr><td>5</td><td>0.305</td><td>5</td></tr> <tr><td>10</td><td>0.30</td><td>10</td></tr> <tr><td>15</td><td>0.295</td><td>15</td></tr> <tr><td>20</td><td>0.29</td><td>20</td></tr> <tr><td>25</td><td>0.285</td><td>25</td></tr> <tr><td>30</td><td>0.28</td><td>30</td></tr> <tr><td>35</td><td>0.275</td><td>35</td></tr> <tr><td>40</td><td>0.27</td><td>40</td></tr> </tbody> </table>	DC BIAS (Amps)	INDUCTANCE (µH)	TEMP RISE (°C)	0	0.31	0	5	0.305	5	10	0.30	10	15	0.295	15	20	0.29	20	25	0.285	25	30	0.28	30	35	0.275	35	40	0.27	40						
DC BIAS (Amps)	INDUCTANCE (µH)	TEMP RISE (°C)																																																																							
0	0.21	0																																																																							
5	0.205	5																																																																							
10	0.20	10																																																																							
15	0.195	15																																																																							
20	0.19	20																																																																							
25	0.185	25																																																																							
30	0.18	30																																																																							
35	0.175	35																																																																							
40	0.17	40																																																																							
45	0.165	45																																																																							
50	0.16	50																																																																							
DC BIAS (Amps)	INDUCTANCE (µH)	TEMP RISE (°C)																																																																							
0	0.31	0																																																																							
5	0.305	5																																																																							
10	0.30	10																																																																							
15	0.295	15																																																																							
20	0.29	20																																																																							
25	0.285	25																																																																							
30	0.28	30																																																																							
35	0.275	35																																																																							
40	0.27	40																																																																							
<p style="text-align: center;"><b>MWSA0603S-R47MT</b></p> <table border="1"> <caption>Approximate data for MWSA0603S-R47MT</caption> <thead> <tr> <th>DC Current (A)</th> <th>Inductance (µH)</th> <th>Temperature rise (°C)</th> </tr> </thead> <tbody> <tr><td>0</td><td>0.46</td><td>0</td></tr> <tr><td>3</td><td>0.455</td><td>3</td></tr> <tr><td>6</td><td>0.45</td><td>6</td></tr> <tr><td>9</td><td>0.445</td><td>9</td></tr> <tr><td>12</td><td>0.44</td><td>12</td></tr> <tr><td>15</td><td>0.435</td><td>15</td></tr> <tr><td>18</td><td>0.43</td><td>18</td></tr> <tr><td>21</td><td>0.425</td><td>21</td></tr> <tr><td>24</td><td>0.42</td><td>24</td></tr> <tr><td>27</td><td>0.415</td><td>27</td></tr> <tr><td>30</td><td>0.41</td><td>30</td></tr> </tbody> </table>	DC Current (A)	Inductance (µH)	Temperature rise (°C)	0	0.46	0	3	0.455	3	6	0.45	6	9	0.445	9	12	0.44	12	15	0.435	15	18	0.43	18	21	0.425	21	24	0.42	24	27	0.415	27	30	0.41	30	<p style="text-align: center;"><b>MWSA0603S-R56MT</b></p> <table border="1"> <caption>Approximate data for MWSA0603S-R56MT</caption> <thead> <tr> <th>DC BIAS (Amps)</th> <th>INDUCTANCE (µH)</th> <th>TEMP RISE (°C)</th> </tr> </thead> <tbody> <tr><td>0</td><td>0.55</td><td>0</td></tr> <tr><td>3</td><td>0.545</td><td>3</td></tr> <tr><td>6</td><td>0.54</td><td>6</td></tr> <tr><td>9</td><td>0.535</td><td>9</td></tr> <tr><td>12</td><td>0.53</td><td>12</td></tr> <tr><td>15</td><td>0.525</td><td>15</td></tr> <tr><td>18</td><td>0.52</td><td>18</td></tr> <tr><td>21</td><td>0.515</td><td>21</td></tr> <tr><td>24</td><td>0.51</td><td>24</td></tr> <tr><td>27</td><td>0.505</td><td>27</td></tr> <tr><td>30</td><td>0.50</td><td>30</td></tr> </tbody> </table>	DC BIAS (Amps)	INDUCTANCE (µH)	TEMP RISE (°C)	0	0.55	0	3	0.545	3	6	0.54	6	9	0.535	9	12	0.53	12	15	0.525	15	18	0.52	18	21	0.515	21	24	0.51	24	27	0.505	27	30	0.50	30
DC Current (A)	Inductance (µH)	Temperature rise (°C)																																																																							
0	0.46	0																																																																							
3	0.455	3																																																																							
6	0.45	6																																																																							
9	0.445	9																																																																							
12	0.44	12																																																																							
15	0.435	15																																																																							
18	0.43	18																																																																							
21	0.425	21																																																																							
24	0.42	24																																																																							
27	0.415	27																																																																							
30	0.41	30																																																																							
DC BIAS (Amps)	INDUCTANCE (µH)	TEMP RISE (°C)																																																																							
0	0.55	0																																																																							
3	0.545	3																																																																							
6	0.54	6																																																																							
9	0.535	9																																																																							
12	0.53	12																																																																							
15	0.525	15																																																																							
18	0.52	18																																																																							
21	0.515	21																																																																							
24	0.51	24																																																																							
27	0.505	27																																																																							
30	0.50	30																																																																							



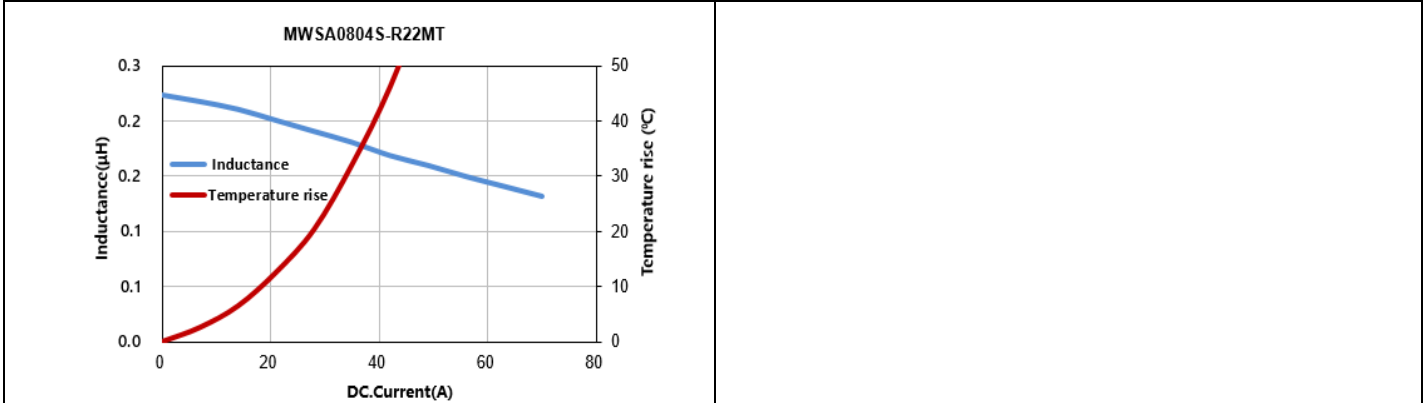




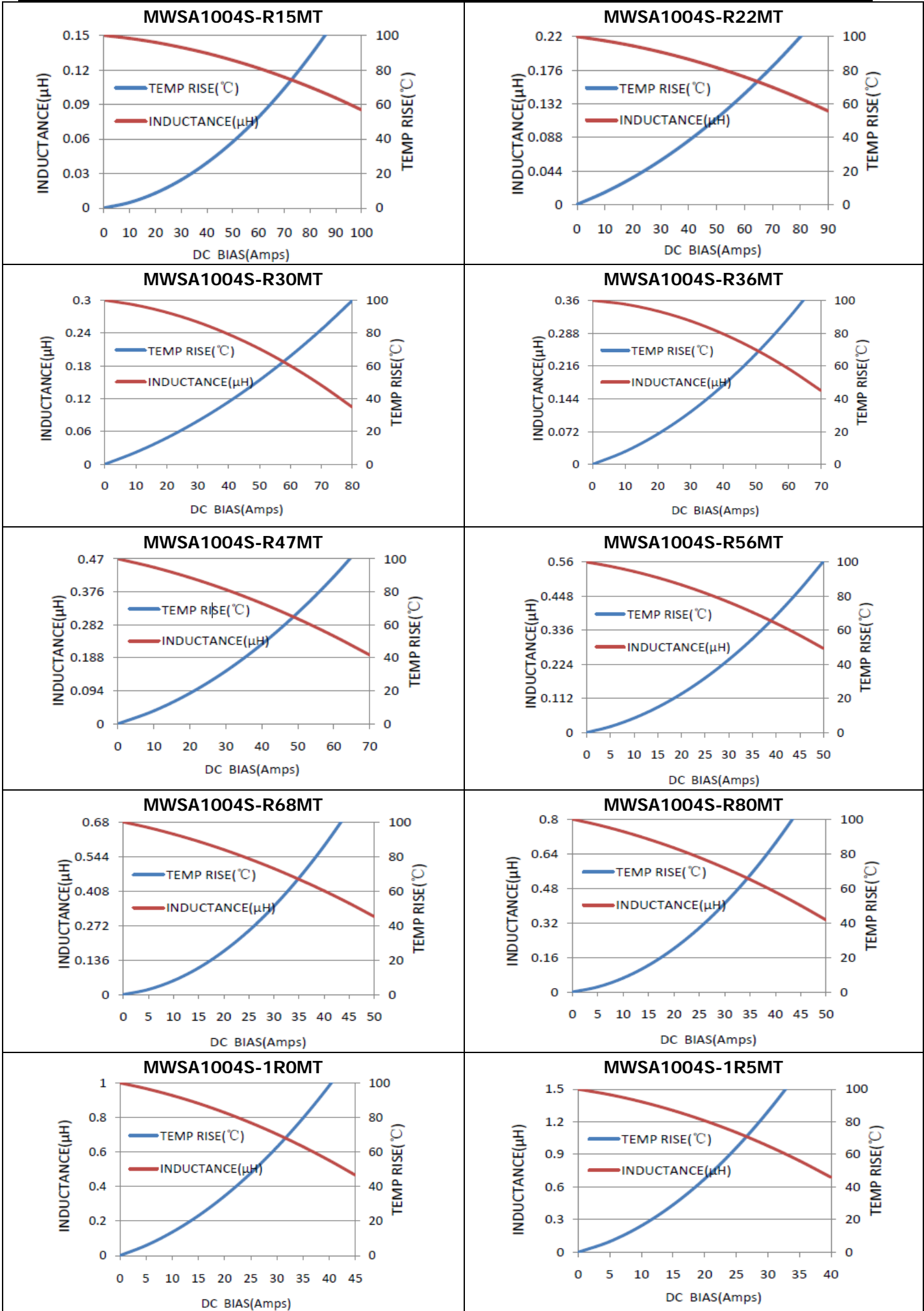
Test Instruments	Test Condition
Wayne kerr 3260B/G LCR Meter Wayne kerr 3265B Bias Current Source	Temperature: $26 \pm 3^{\circ}\text{C}$ Humidity: < 70% RH Frequency: 100 KHz, 1.0V
<p style="text-align: center;"><b>MWSA0605S-R47MT</b></p>	<p style="text-align: center;"><b>MWSA0605S-R68MT</b></p>
<p style="text-align: center;"><b>MWSA0605S-1R0MT</b></p>	<p style="text-align: center;"><b>MWSA0605S-1R5MT</b></p>
<p style="text-align: center;"><b>MWSA0605S-2R2MT</b></p>	<p style="text-align: center;"><b>MWSA0605S-3R3MT</b></p>
<p style="text-align: center;"><b>MWSA0605S-4R7MT</b></p>	<p style="text-align: center;"><b>MWSA0605S-6R8MT</b></p>

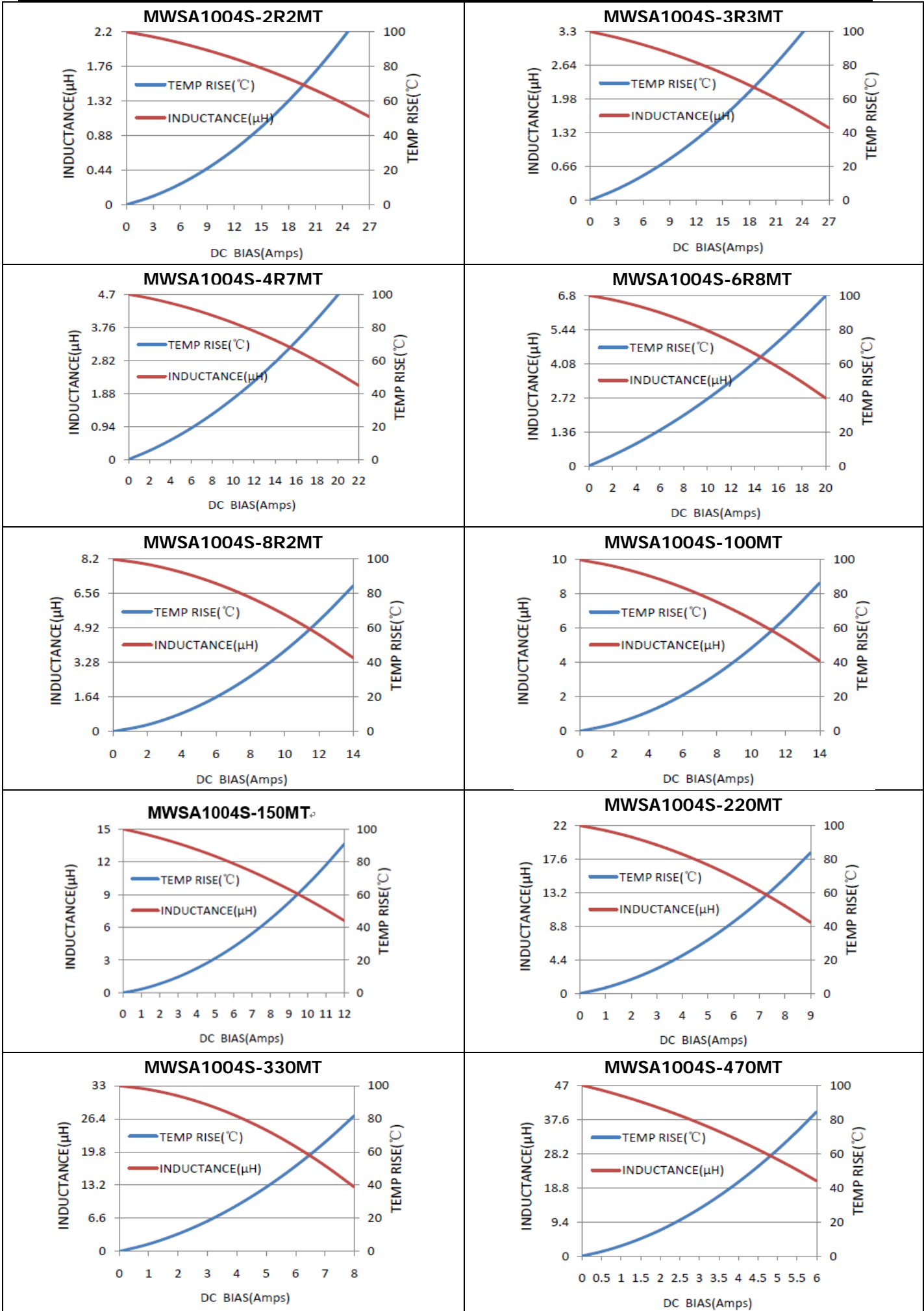


Test Instruments	Test Condition
Wayne kerr 3260B/G LCR Meter Wayne kerr 3265B Bias Current Source	Temperature: 26 ± 3°C Humidity: < 70% RH Frequency: 100 KHz, 1.0V

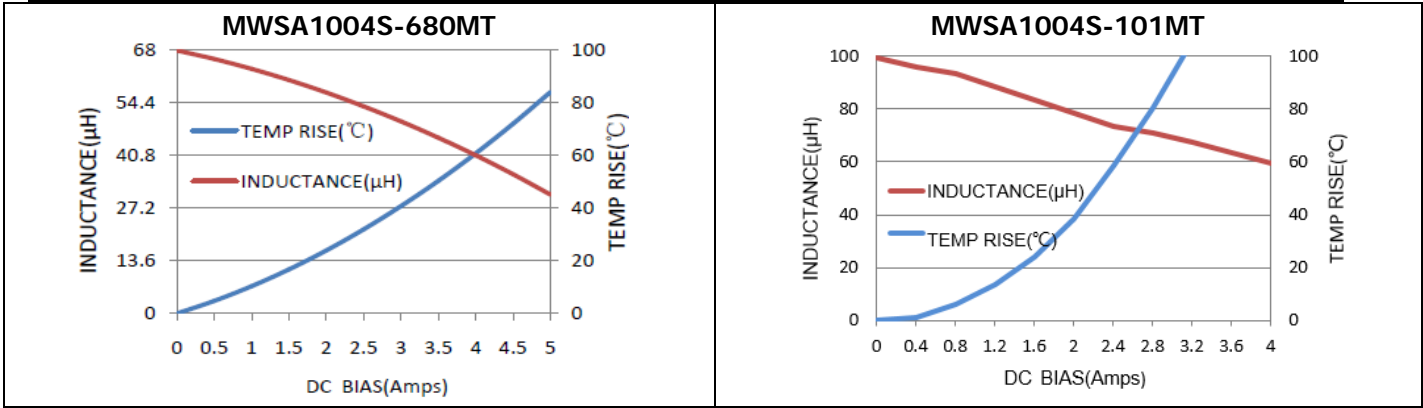


Test Instruments	Test Condition
Wayne kerr 3260B/G LCR Meter Wayne kerr 3265B Bias Current Source	Temperature: 26 ± 3°C Humidity: < 70% RH Frequency: 100 KHz, 1.0V



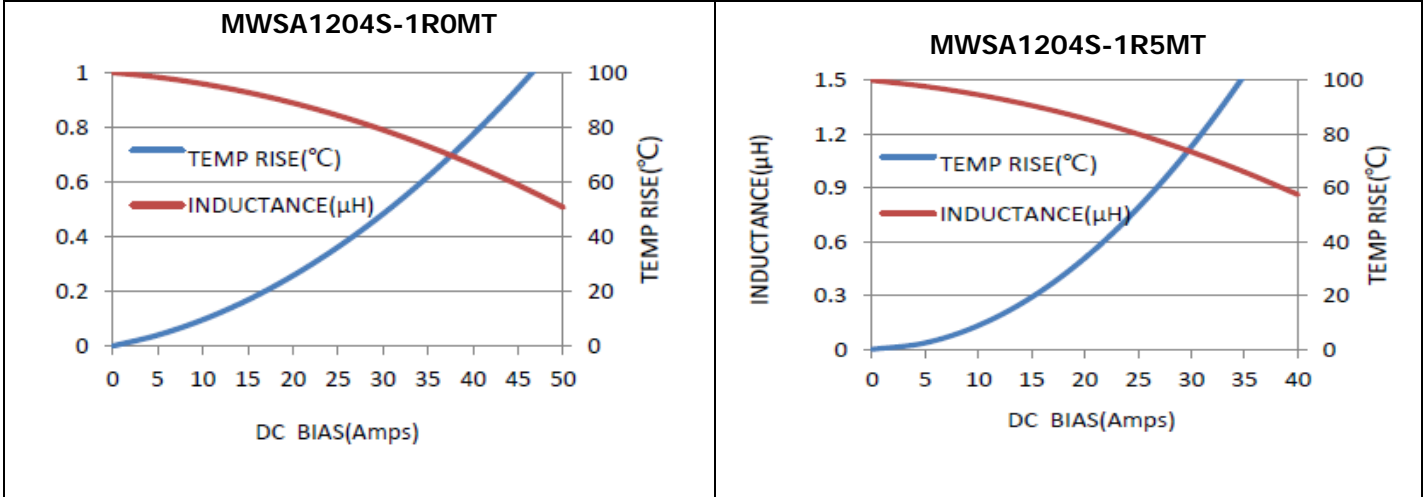
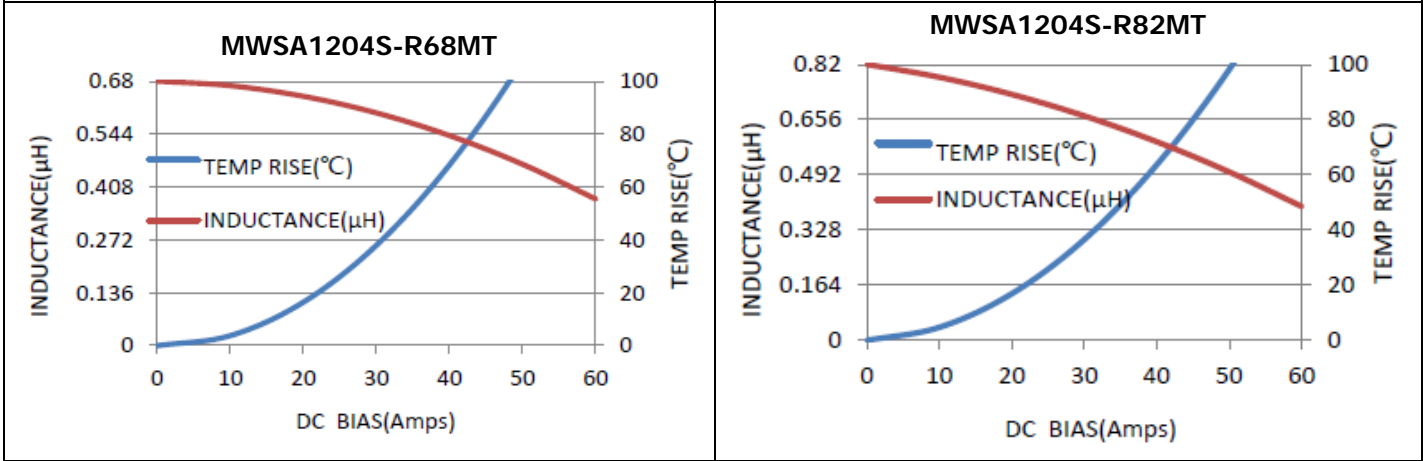
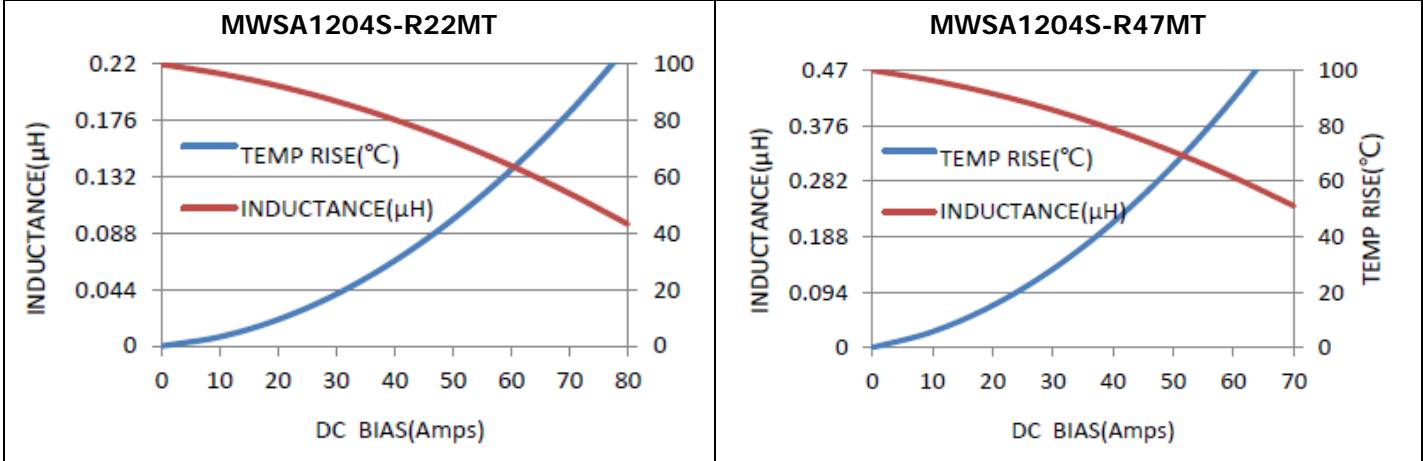


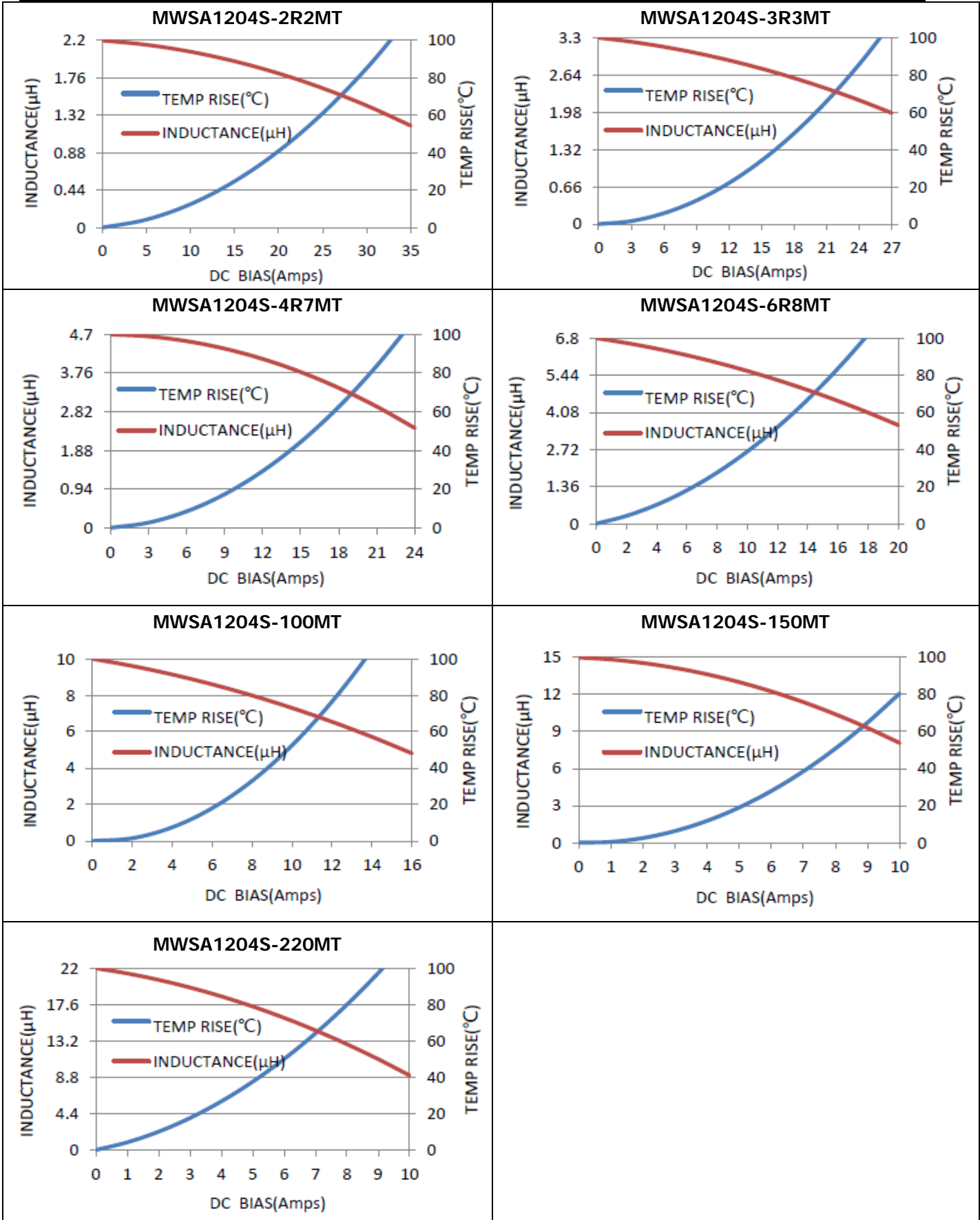




**Performance Graphs**

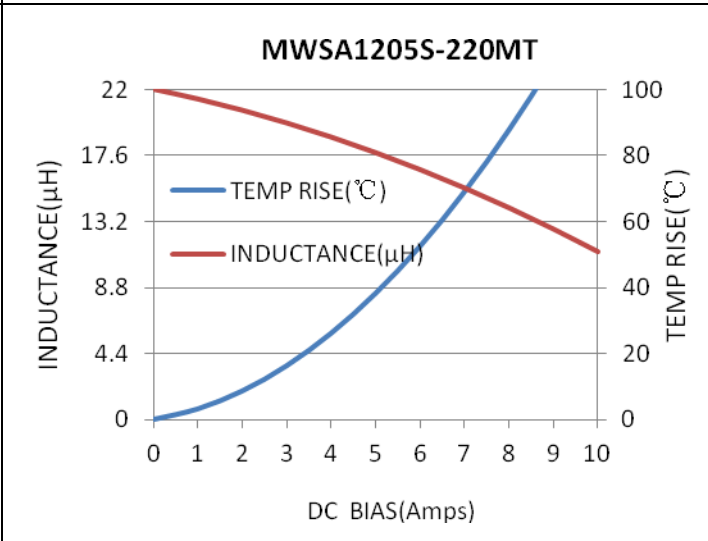
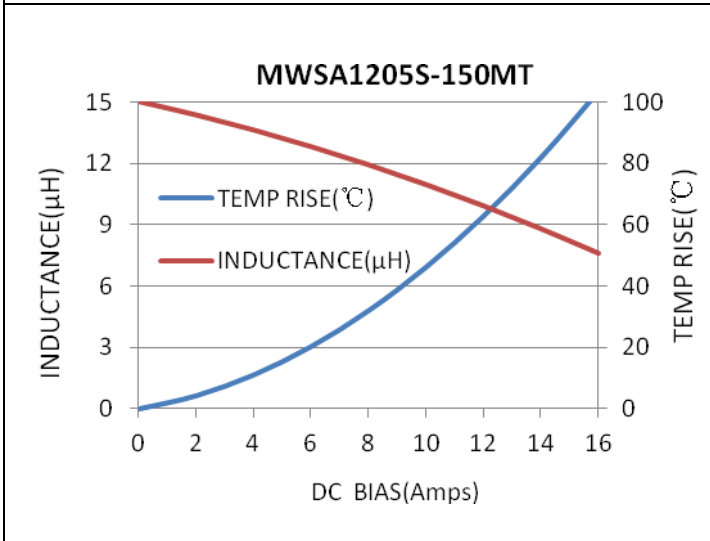
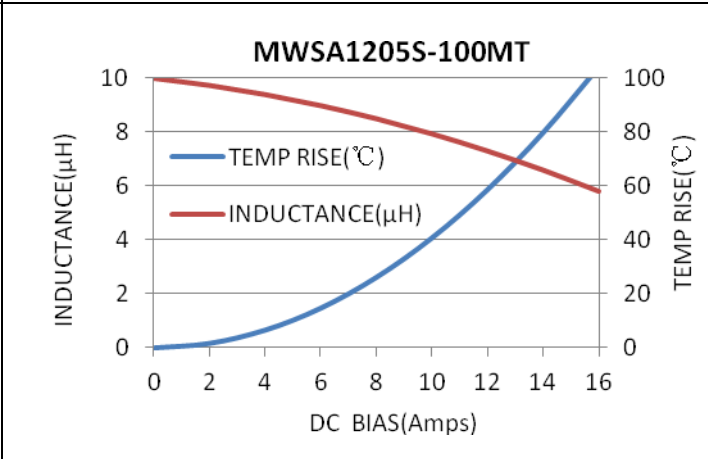
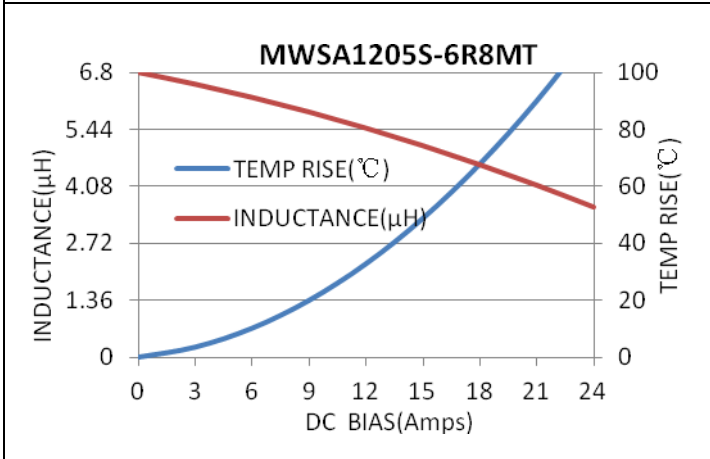
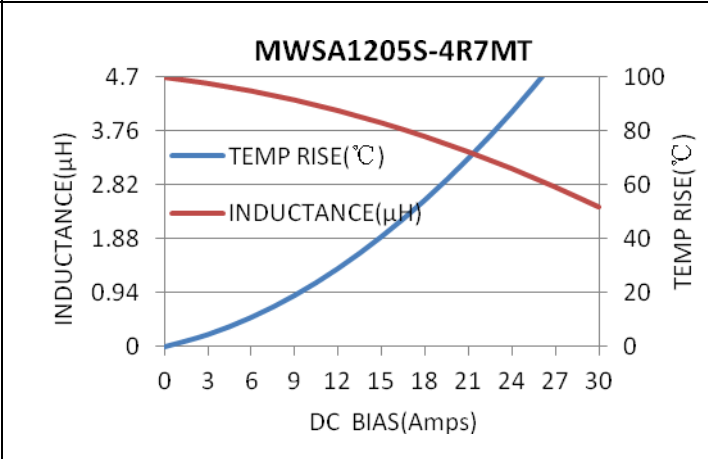
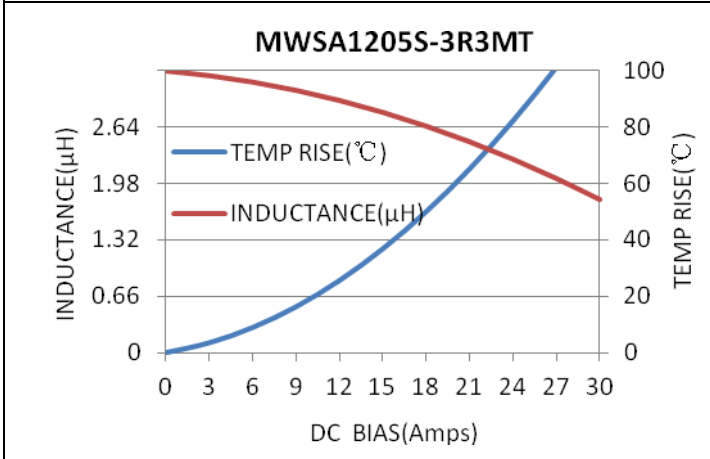
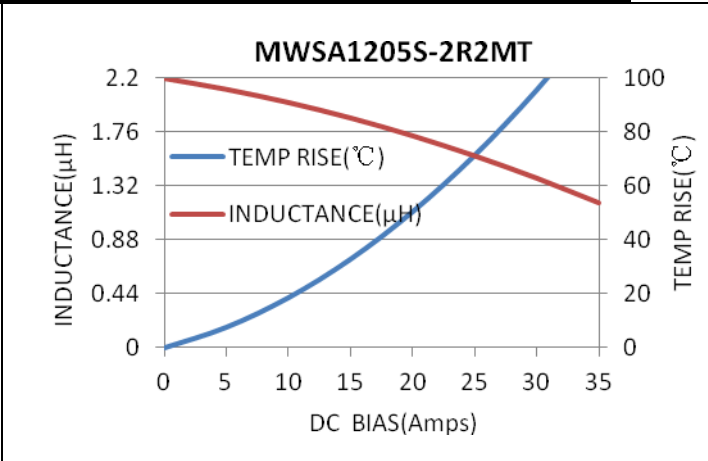
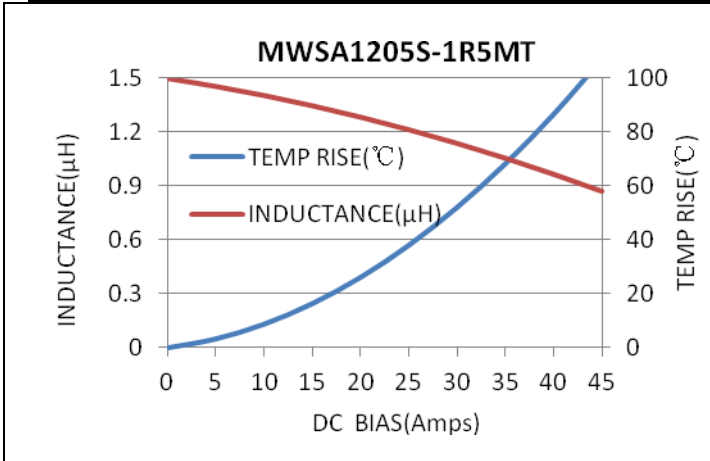
Test Instruments	Test Condition
Wayne kerr 3260B/G LCR Meter Wayne kerr 3265B Bias Current Source	Temperature: 26 ± 3°C Humidity: < 70% RH Frequency: 100 KHz, 1.0V

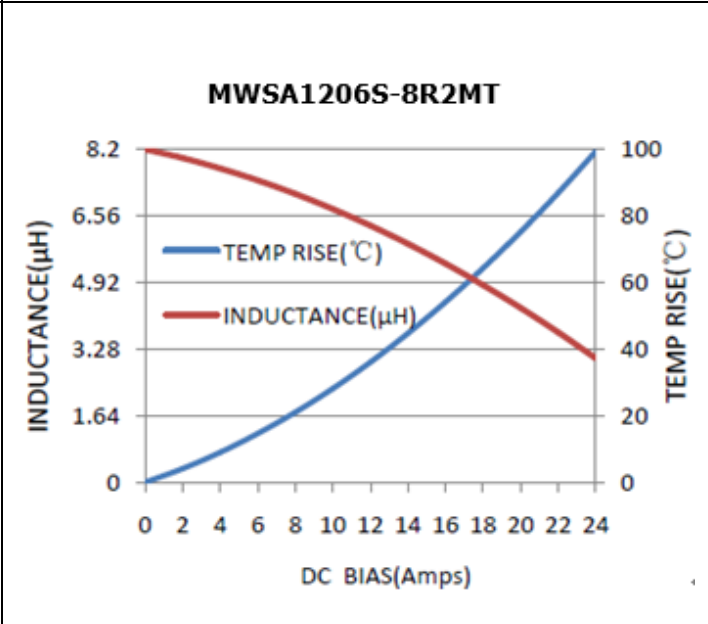
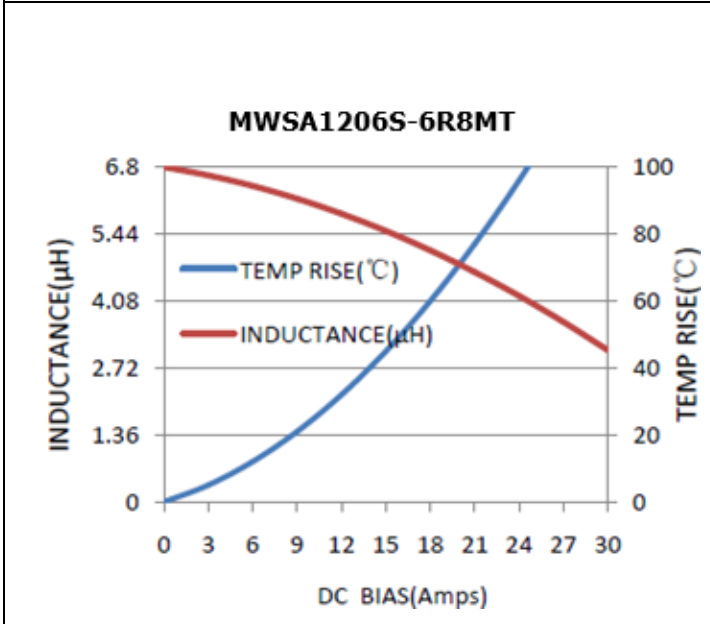
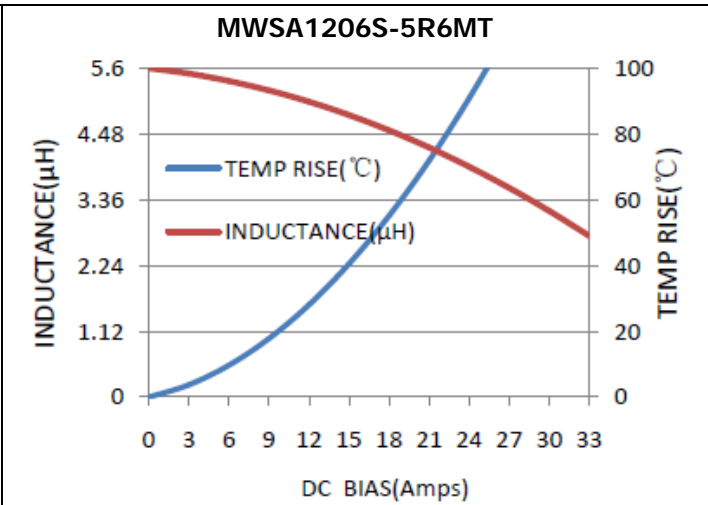
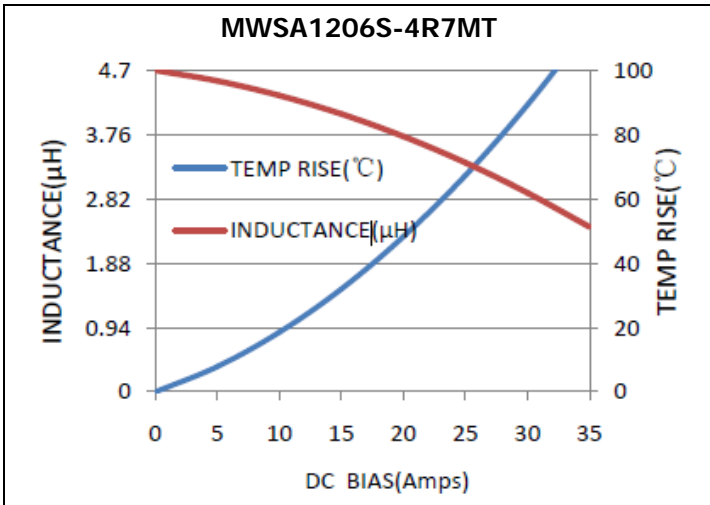
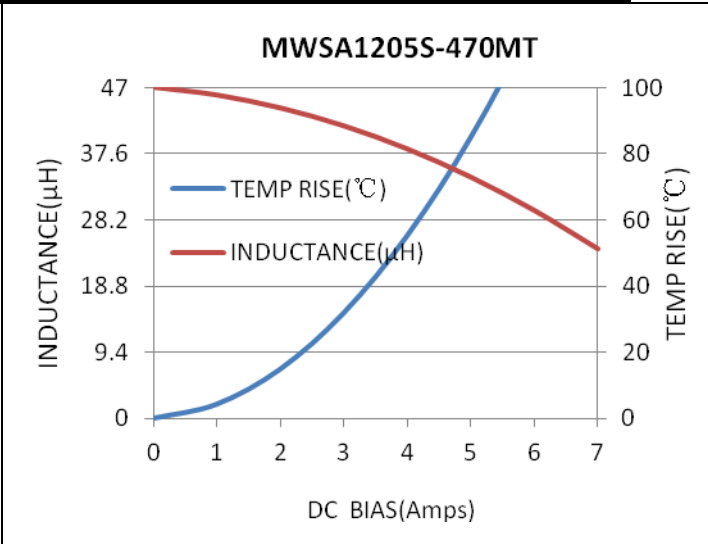
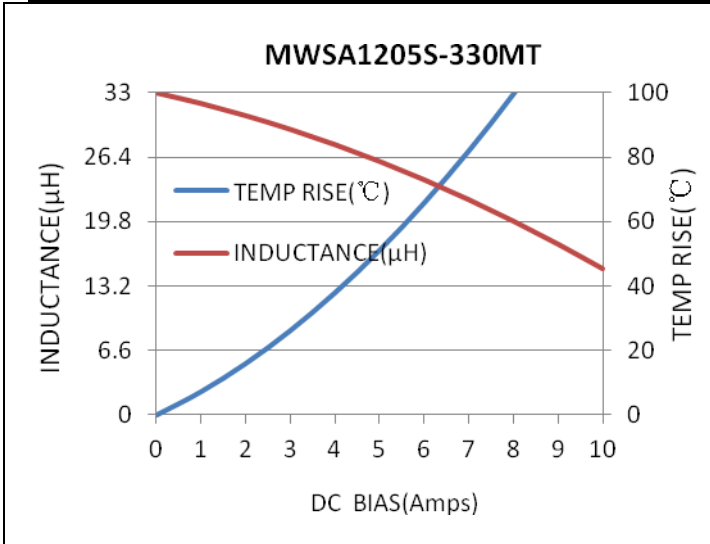


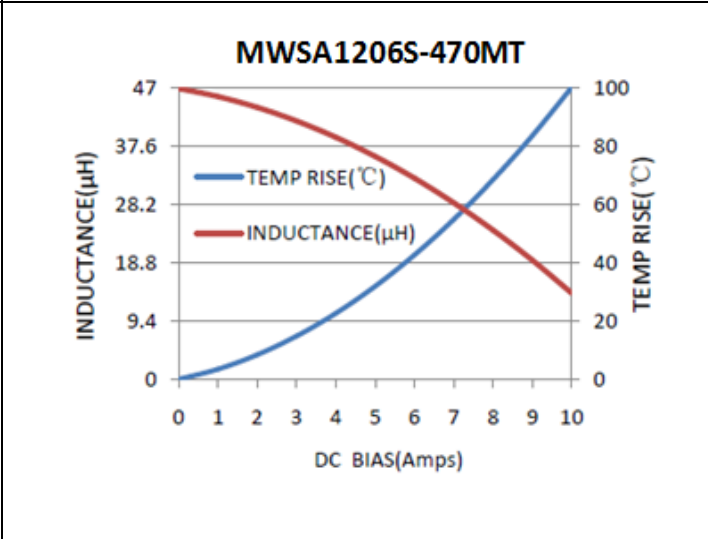
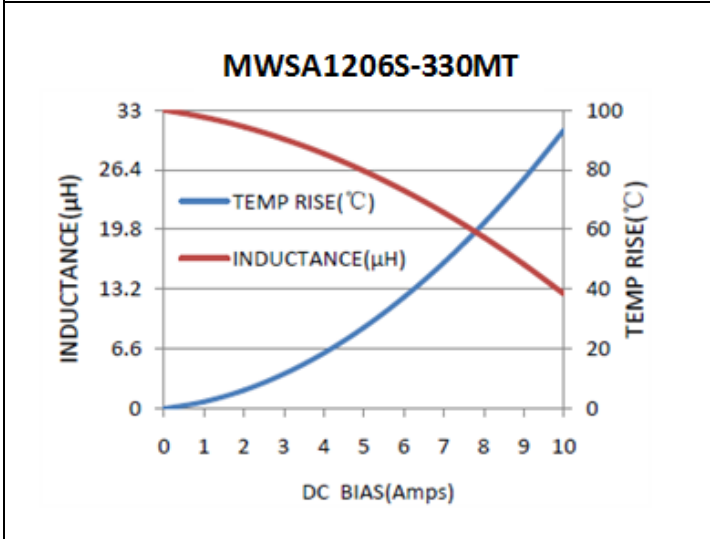
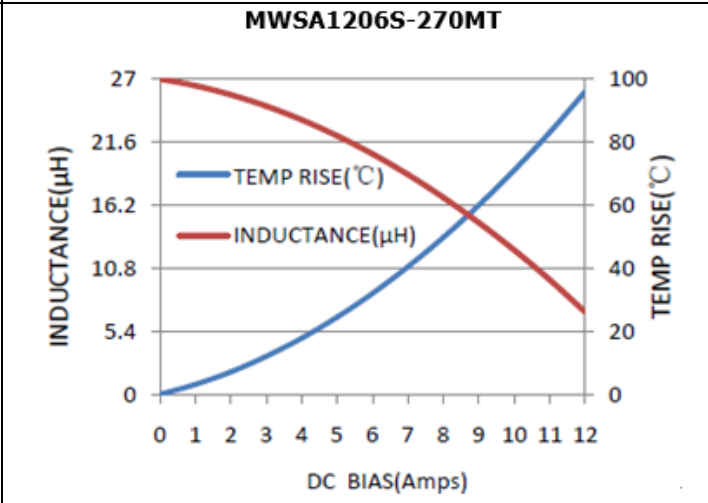
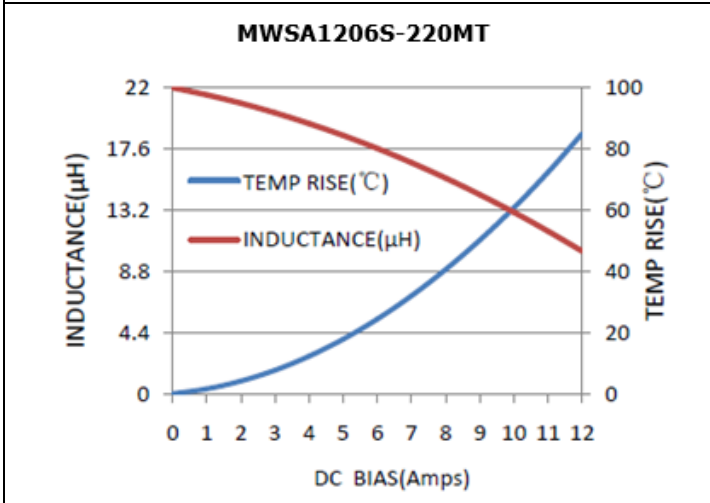
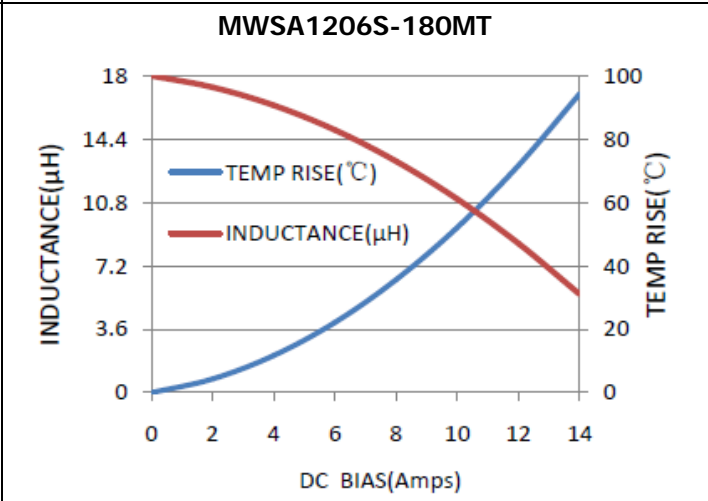
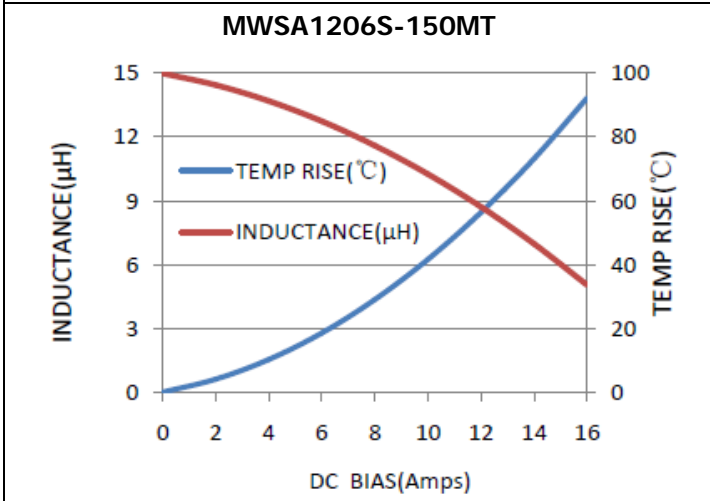
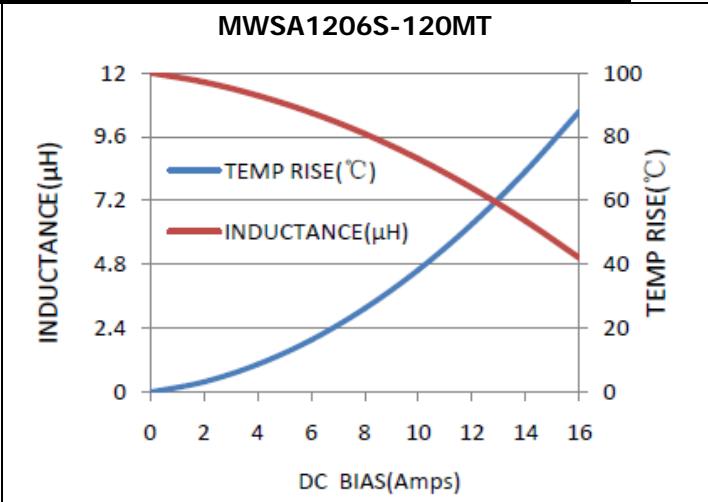
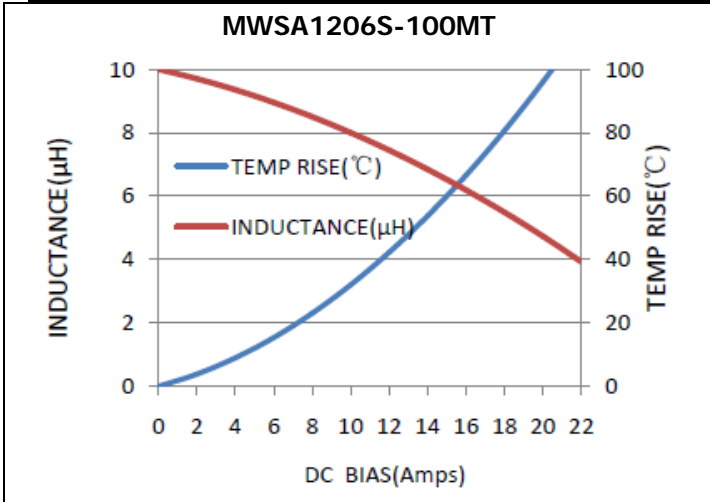



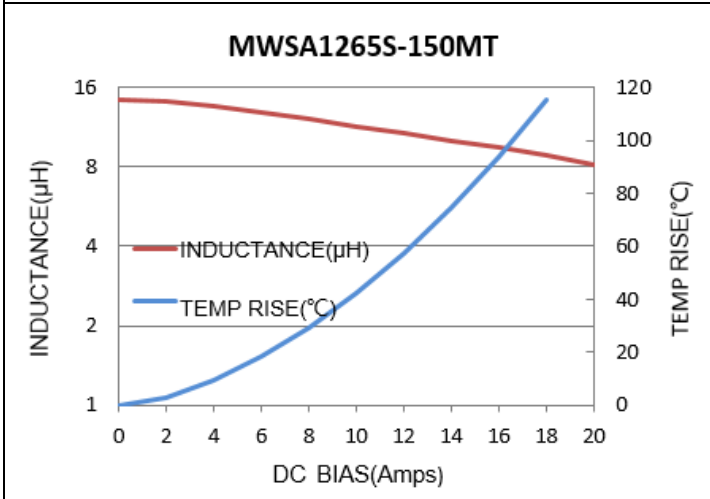
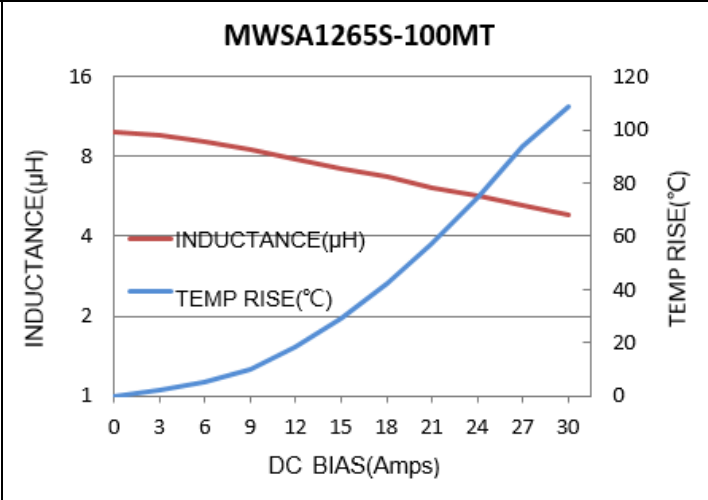
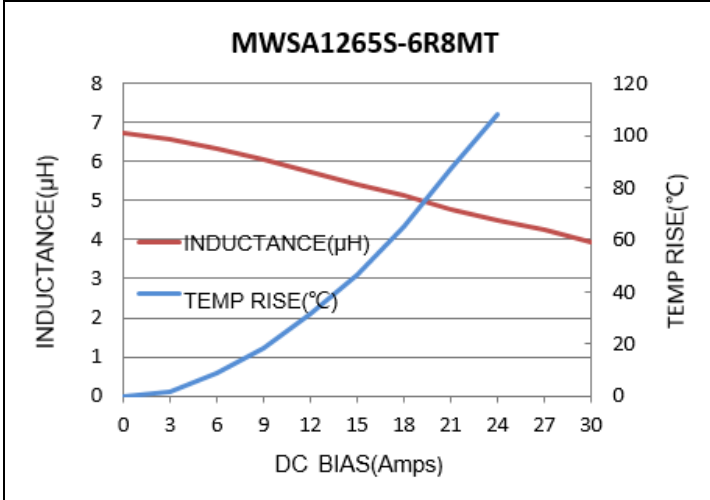
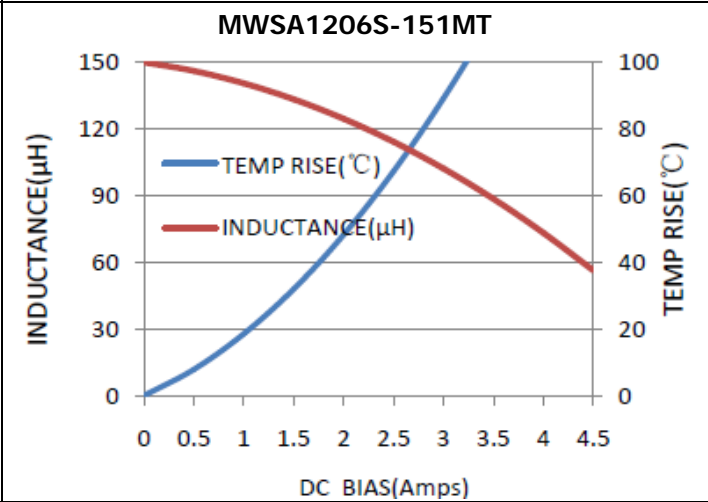
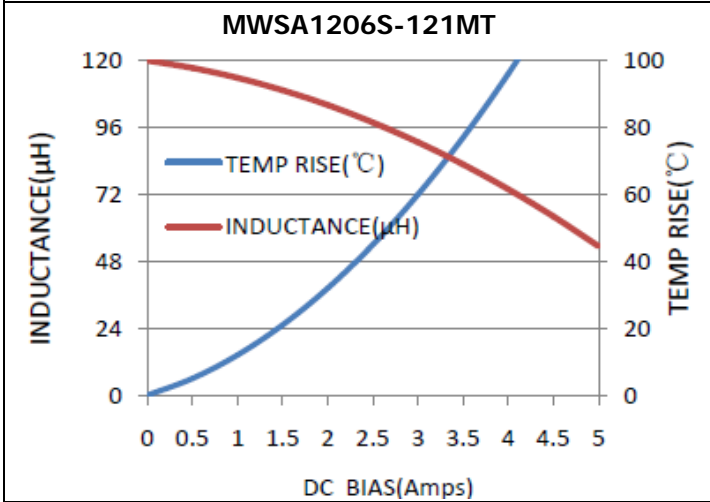
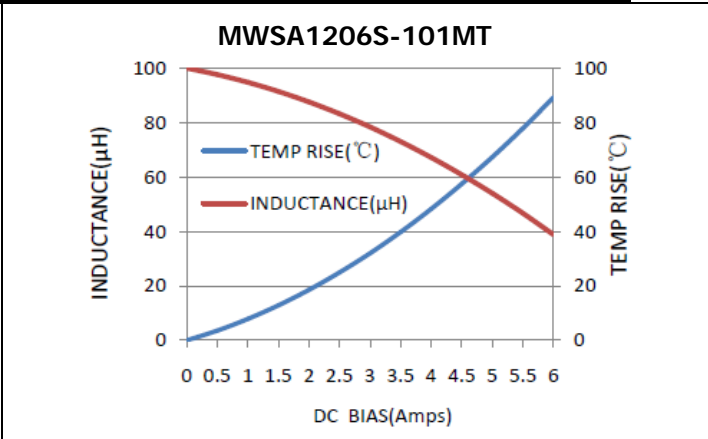
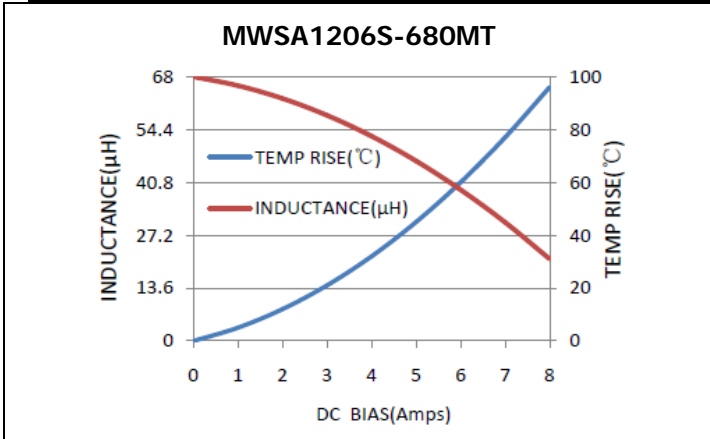


Performance Graphs																																																																									
Test Instruments	Test Condition																																																																								
Wayne kerr 3260B/G LCR Meter Wayne kerr 3265B Bias Current Source	Temperature: 26 ± 3°C Humidity: < 70% RH Frequency: 100 KHz, 1.0V																																																																								
<p><b>MWSA1205S-R22MT</b></p> <table border="1"> <caption>Approximate data for MWSA1205S-R22MT</caption> <thead> <tr> <th>DC BIAS (Amps)</th> <th>INDUCTANCE (μH)</th> <th>TEMP RISE (°C)</th> </tr> </thead> <tbody> <tr><td>0</td><td>0.22</td><td>0</td></tr> <tr><td>10</td><td>0.21</td><td>2</td></tr> <tr><td>20</td><td>0.20</td><td>5</td></tr> <tr><td>30</td><td>0.19</td><td>10</td></tr> <tr><td>40</td><td>0.18</td><td>18</td></tr> <tr><td>50</td><td>0.17</td><td>28</td></tr> <tr><td>60</td><td>0.16</td><td>40</td></tr> <tr><td>70</td><td>0.15</td><td>55</td></tr> <tr><td>80</td><td>0.14</td><td>75</td></tr> <tr><td>90</td><td>0.132</td><td>100</td></tr> </tbody> </table>	DC BIAS (Amps)	INDUCTANCE (μH)	TEMP RISE (°C)	0	0.22	0	10	0.21	2	20	0.20	5	30	0.19	10	40	0.18	18	50	0.17	28	60	0.16	40	70	0.15	55	80	0.14	75	90	0.132	100	<p><b>MWSA1205S-R36MT</b></p> <table border="1"> <caption>Approximate data for MWSA1205S-R36MT</caption> <thead> <tr> <th>DC BIAS (Amps)</th> <th>INDUCTANCE (μH)</th> <th>TEMP RISE (°C)</th> </tr> </thead> <tbody> <tr><td>0</td><td>0.36</td><td>0</td></tr> <tr><td>20</td><td>0.32</td><td>5</td></tr> <tr><td>40</td><td>0.28</td><td>15</td></tr> <tr><td>60</td><td>0.24</td><td>30</td></tr> <tr><td>80</td><td>0.20</td><td>50</td></tr> <tr><td>100</td><td>0.144</td><td>100</td></tr> </tbody> </table>	DC BIAS (Amps)	INDUCTANCE (μH)	TEMP RISE (°C)	0	0.36	0	20	0.32	5	40	0.28	15	60	0.24	30	80	0.20	50	100	0.144	100																		
DC BIAS (Amps)	INDUCTANCE (μH)	TEMP RISE (°C)																																																																							
0	0.22	0																																																																							
10	0.21	2																																																																							
20	0.20	5																																																																							
30	0.19	10																																																																							
40	0.18	18																																																																							
50	0.17	28																																																																							
60	0.16	40																																																																							
70	0.15	55																																																																							
80	0.14	75																																																																							
90	0.132	100																																																																							
DC BIAS (Amps)	INDUCTANCE (μH)	TEMP RISE (°C)																																																																							
0	0.36	0																																																																							
20	0.32	5																																																																							
40	0.28	15																																																																							
60	0.24	30																																																																							
80	0.20	50																																																																							
100	0.144	100																																																																							
<p><b>MWSA1205S-R50MT</b></p> <table border="1"> <caption>Approximate data for MWSA1205S-R50MT</caption> <thead> <tr> <th>DC BIAS (Amps)</th> <th>INDUCTANCE (μH)</th> <th>TEMP RISE (°C)</th> </tr> </thead> <tbody> <tr><td>0</td><td>0.5</td><td>0</td></tr> <tr><td>10</td><td>0.48</td><td>2</td></tr> <tr><td>20</td><td>0.46</td><td>5</td></tr> <tr><td>30</td><td>0.44</td><td>10</td></tr> <tr><td>40</td><td>0.42</td><td>18</td></tr> <tr><td>50</td><td>0.40</td><td>28</td></tr> <tr><td>60</td><td>0.38</td><td>40</td></tr> <tr><td>70</td><td>0.25</td><td>100</td></tr> </tbody> </table>	DC BIAS (Amps)	INDUCTANCE (μH)	TEMP RISE (°C)	0	0.5	0	10	0.48	2	20	0.46	5	30	0.44	10	40	0.42	18	50	0.40	28	60	0.38	40	70	0.25	100	<p><b>MWSA1205S-R68MT</b></p> <table border="1"> <caption>Approximate data for MWSA1205S-R68MT</caption> <thead> <tr> <th>DC BIAS (Amps)</th> <th>INDUCTANCE (μH)</th> <th>TEMP RISE (°C)</th> </tr> </thead> <tbody> <tr><td>0</td><td>0.68</td><td>0</td></tr> <tr><td>10</td><td>0.66</td><td>2</td></tr> <tr><td>20</td><td>0.64</td><td>5</td></tr> <tr><td>30</td><td>0.62</td><td>10</td></tr> <tr><td>40</td><td>0.60</td><td>18</td></tr> <tr><td>50</td><td>0.58</td><td>28</td></tr> <tr><td>60</td><td>0.408</td><td>100</td></tr> </tbody> </table>	DC BIAS (Amps)	INDUCTANCE (μH)	TEMP RISE (°C)	0	0.68	0	10	0.66	2	20	0.64	5	30	0.62	10	40	0.60	18	50	0.58	28	60	0.408	100																					
DC BIAS (Amps)	INDUCTANCE (μH)	TEMP RISE (°C)																																																																							
0	0.5	0																																																																							
10	0.48	2																																																																							
20	0.46	5																																																																							
30	0.44	10																																																																							
40	0.42	18																																																																							
50	0.40	28																																																																							
60	0.38	40																																																																							
70	0.25	100																																																																							
DC BIAS (Amps)	INDUCTANCE (μH)	TEMP RISE (°C)																																																																							
0	0.68	0																																																																							
10	0.66	2																																																																							
20	0.64	5																																																																							
30	0.62	10																																																																							
40	0.60	18																																																																							
50	0.58	28																																																																							
60	0.408	100																																																																							
<p><b>MWSA1205S-R82MT</b></p> <table border="1"> <caption>Approximate data for MWSA1205S-R82MT</caption> <thead> <tr> <th>DC BIAS (Amps)</th> <th>INDUCTANCE (μH)</th> <th>TEMP RISE (°C)</th> </tr> </thead> <tbody> <tr><td>0</td><td>0.82</td><td>0</td></tr> <tr><td>5</td><td>0.80</td><td>1</td></tr> <tr><td>10</td><td>0.78</td><td>2</td></tr> <tr><td>15</td><td>0.76</td><td>3</td></tr> <tr><td>20</td><td>0.74</td><td>5</td></tr> <tr><td>25</td><td>0.72</td><td>8</td></tr> <tr><td>30</td><td>0.70</td><td>12</td></tr> <tr><td>35</td><td>0.68</td><td>18</td></tr> <tr><td>40</td><td>0.66</td><td>25</td></tr> <tr><td>45</td><td>0.64</td><td>35</td></tr> <tr><td>50</td><td>0.492</td><td>100</td></tr> </tbody> </table>	DC BIAS (Amps)	INDUCTANCE (μH)	TEMP RISE (°C)	0	0.82	0	5	0.80	1	10	0.78	2	15	0.76	3	20	0.74	5	25	0.72	8	30	0.70	12	35	0.68	18	40	0.66	25	45	0.64	35	50	0.492	100	<p><b>MWSA1205S-1R0MT</b></p> <table border="1"> <caption>Approximate data for MWSA1205S-1R0MT</caption> <thead> <tr> <th>DC BIAS (Amps)</th> <th>INDUCTANCE (μH)</th> <th>TEMP RISE (°C)</th> </tr> </thead> <tbody> <tr><td>0</td><td>1.0</td><td>0</td></tr> <tr><td>5</td><td>0.98</td><td>1</td></tr> <tr><td>10</td><td>0.96</td><td>2</td></tr> <tr><td>15</td><td>0.94</td><td>3</td></tr> <tr><td>20</td><td>0.92</td><td>5</td></tr> <tr><td>25</td><td>0.90</td><td>8</td></tr> <tr><td>30</td><td>0.88</td><td>12</td></tr> <tr><td>35</td><td>0.86</td><td>18</td></tr> <tr><td>40</td><td>0.84</td><td>25</td></tr> <tr><td>45</td><td>0.82</td><td>35</td></tr> <tr><td>50</td><td>0.5</td><td>100</td></tr> </tbody> </table>	DC BIAS (Amps)	INDUCTANCE (μH)	TEMP RISE (°C)	0	1.0	0	5	0.98	1	10	0.96	2	15	0.94	3	20	0.92	5	25	0.90	8	30	0.88	12	35	0.86	18	40	0.84	25	45	0.82	35	50	0.5	100
DC BIAS (Amps)	INDUCTANCE (μH)	TEMP RISE (°C)																																																																							
0	0.82	0																																																																							
5	0.80	1																																																																							
10	0.78	2																																																																							
15	0.76	3																																																																							
20	0.74	5																																																																							
25	0.72	8																																																																							
30	0.70	12																																																																							
35	0.68	18																																																																							
40	0.66	25																																																																							
45	0.64	35																																																																							
50	0.492	100																																																																							
DC BIAS (Amps)	INDUCTANCE (μH)	TEMP RISE (°C)																																																																							
0	1.0	0																																																																							
5	0.98	1																																																																							
10	0.96	2																																																																							
15	0.94	3																																																																							
20	0.92	5																																																																							
25	0.90	8																																																																							
30	0.88	12																																																																							
35	0.86	18																																																																							
40	0.84	25																																																																							
45	0.82	35																																																																							
50	0.5	100																																																																							









Performance Graphs																																																													
Test Instruments Wayne kerr 3260B/G LCR Meter Wayne kerr 3265B Bias Current Source	Test Condition Temperature: $26 \pm 3^{\circ}\text{C}$ Humidity: < 70% RH Frequency: 100 KHz, 1.0V																																																												
<p style="text-align: center;"><b>MWSA1707S-6R8MT</b></p> <table border="1"> <caption>Approximate data for MWSA1707S-6R8MT</caption> <thead> <tr> <th>DC BIAS (Amps)</th> <th>INDUCTANCE (µH)</th> <th>TEMP RISE (°C)</th> </tr> </thead> <tbody> <tr><td>0</td><td>6.8</td><td>0</td></tr> <tr><td>4</td><td>6.5</td><td>5</td></tr> <tr><td>8</td><td>6.2</td><td>10</td></tr> <tr><td>12</td><td>5.8</td><td>15</td></tr> <tr><td>16</td><td>5.4</td><td>25</td></tr> <tr><td>20</td><td>5.0</td><td>35</td></tr> <tr><td>24</td><td>4.6</td><td>50</td></tr> <tr><td>28</td><td>4.2</td><td>70</td></tr> <tr><td>32</td><td>3.8</td><td>110</td></tr> </tbody> </table>	DC BIAS (Amps)	INDUCTANCE (µH)	TEMP RISE (°C)	0	6.8	0	4	6.5	5	8	6.2	10	12	5.8	15	16	5.4	25	20	5.0	35	24	4.6	50	28	4.2	70	32	3.8	110	<p style="text-align: center;"><b>MWSA1707S-100MT</b></p> <table border="1"> <caption>Approximate data for MWSA1707S-100MT</caption> <thead> <tr> <th>DC BIAS (Amps)</th> <th>INDUCTANCE (µH)</th> <th>TEMP RISE (°C)</th> </tr> </thead> <tbody> <tr><td>0</td><td>9.5</td><td>0</td></tr> <tr><td>3</td><td>9.2</td><td>5</td></tr> <tr><td>6</td><td>8.8</td><td>10</td></tr> <tr><td>9</td><td>8.4</td><td>15</td></tr> <tr><td>12</td><td>8.0</td><td>25</td></tr> <tr><td>15</td><td>7.6</td><td>35</td></tr> <tr><td>18</td><td>7.2</td><td>50</td></tr> <tr><td>21</td><td>6.8</td><td>70</td></tr> <tr><td>24</td><td>6.4</td><td>110</td></tr> </tbody> </table>	DC BIAS (Amps)	INDUCTANCE (µH)	TEMP RISE (°C)	0	9.5	0	3	9.2	5	6	8.8	10	9	8.4	15	12	8.0	25	15	7.6	35	18	7.2	50	21	6.8	70	24	6.4	110
DC BIAS (Amps)	INDUCTANCE (µH)	TEMP RISE (°C)																																																											
0	6.8	0																																																											
4	6.5	5																																																											
8	6.2	10																																																											
12	5.8	15																																																											
16	5.4	25																																																											
20	5.0	35																																																											
24	4.6	50																																																											
28	4.2	70																																																											
32	3.8	110																																																											
DC BIAS (Amps)	INDUCTANCE (µH)	TEMP RISE (°C)																																																											
0	9.5	0																																																											
3	9.2	5																																																											
6	8.8	10																																																											
9	8.4	15																																																											
12	8.0	25																																																											
15	7.6	35																																																											
18	7.2	50																																																											
21	6.8	70																																																											
24	6.4	110																																																											
<p style="text-align: center;"><b>MWSA1707S-150MT</b></p> <table border="1"> <caption>Approximate data for MWSA1707S-150MT</caption> <thead> <tr> <th>DC BIAS (Amps)</th> <th>INDUCTANCE (µH)</th> <th>TEMP RISE (°C)</th> </tr> </thead> <tbody> <tr><td>0</td><td>13.5</td><td>0</td></tr> <tr><td>2</td><td>13.2</td><td>5</td></tr> <tr><td>4</td><td>12.8</td><td>10</td></tr> <tr><td>6</td><td>12.4</td><td>15</td></tr> <tr><td>8</td><td>12.0</td><td>25</td></tr> <tr><td>10</td><td>11.6</td><td>35</td></tr> <tr><td>12</td><td>11.2</td><td>50</td></tr> <tr><td>14</td><td>10.8</td><td>70</td></tr> <tr><td>16</td><td>10.4</td><td>90</td></tr> <tr><td>18</td><td>10.0</td><td>110</td></tr> </tbody> </table>	DC BIAS (Amps)	INDUCTANCE (µH)	TEMP RISE (°C)	0	13.5	0	2	13.2	5	4	12.8	10	6	12.4	15	8	12.0	25	10	11.6	35	12	11.2	50	14	10.8	70	16	10.4	90	18	10.0	110																												
DC BIAS (Amps)	INDUCTANCE (µH)	TEMP RISE (°C)																																																											
0	13.5	0																																																											
2	13.2	5																																																											
4	12.8	10																																																											
6	12.4	15																																																											
8	12.0	25																																																											
10	11.6	35																																																											
12	11.2	50																																																											
14	10.8	70																																																											
16	10.4	90																																																											
18	10.0	110																																																											